DIGITRUST KE REAL ESTATE KNOWLEDGE LIBRARY

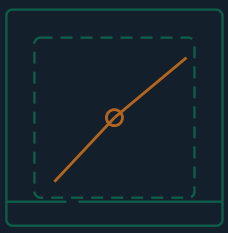

Understanding Kenya's Real Estate Industry

Book 1 of the Knowledge Library —
a beginner-friendly map of how Kenya's property industry actually works.

Antony Kariuki

DigiTrust KE Real Estate Knowledge Institution
a knowledge initiative under development by DigiTrust KE Group
First digital edition · v1.0 · October 2026

Understanding Kenya's Real Estate Industry

Book 1 of the DigiTrust KE Real Estate Knowledge Library

Antony Kariuki

DigiTrust KE Real Estate Knowledge Institution
a knowledge initiative under development by DigiTrust KE Group

FIRST DIGITAL EDITION · v1.0 · OCTOBER 2026

© 2026 Antony Kariuki. Published by the DigiTrust KE Real Estate Knowledge Institution, a knowledge initiative under development by DigiTrust KE Group.

This book is an educational work. It does not provide legal, tax, investment or other professional advice, and it is not a substitute for a qualified professional or an official record. See the note on evidence, currency and limitations in the back matter.

Rights: free to share unaltered, with attribution to the author and publisher. Not for commercial resale. Wording used as recommended in the project's metadata record and subject to the author's final confirmation at release.

First digital edition (v1.0), October 2026.
ISBN: not allocated (this edition is distributed as a free public PDF).

Typeset in IBM Plex Serif, Sans and Mono (SIL Open Font License 1.1). Figures drawn for this edition.

Evidence system: every substantive claim is recorded in the project's evidence ledger with its source and label; the registers and research pack accompany this edition as supporting files.

HOW TO USE THIS BOOK

This is Book 1 of a planned Knowledge Library, and it is built to make you dangerous in a good way: able to see Kenya's property industry as a working system, to ask it questions it can actually answer, and to act on verified facts rather than confident-sounding claims.

The shape of the journey. Parts I–II introduce the industry and its cast. Parts III–IV give you the machine: the property lifecycle, the records, the rights and the market's geography. Part V is the money. Parts VI–VII are risk, disputes and the business of property. Part VIII hands over a question set you will keep for life — and every part ends with a Practical Session that converts reading into practice.

The devices you will meet. Figures teach visually; tables compare; *What people often misunderstand* boxes clear up the traps; **Reflection** closes each

chapter with something to write down; and dates appear wherever facts are volatile, because in Kenya's property world, currency is part of accuracy.

How claims are marked. Where a statement carries decisive evidence, you will see an evidence chip — **VERIFIED**, **CORROBORATED**, **INDICATIVE**, **CONTESTED**, or a HYPOTHESIS flag — with its meaning explained in Chapter 4. When numbers are illustrative examples (teaching arithmetic), they are labelled as such; they are never dressed as market data. The full evidence trail — source register and claim-level ledger — accompanies this edition as a research pack.

One promise and one warning. The promise: nothing in this book is asserted beyond what the evidence supports at its stated dates, and every limitation is disclosed rather than smoothed over. The warning: property decisions are personal, and general education is not advice for your specific matter — for real transactions, engage qualified, registered professionals, as this book's own chapters insist.

AUTHOR'S NOTE

This book was written to answer a question I kept meeting in Kenya's property conversations: why is an industry this large — and this central to how families build and hold wealth — still so full of avoidable loss, avoidable litigation and avoidable fear? The answer this book reaches is not that people are careless, but that the knowledge required to participate safely has never been assembled in one accessible place, calibrated to the beginner, sourced to the evidence, and honest about its own limits.

That is what this book attempts. It maps the industry as one connected system; it teaches the disciplines that convert trust into verification and rumination into a plan; and it refuses — deliberately, on every page — the shortcuts of making confident claims that the evidence cannot carry. Where the record is thin, this book says so. Where practice diverges from law, it says that too. Where something is simply unknown, you will see the word unknown.

If, after reading, you buy, sell, rent, lease, build, or advise with a file instead of a rumour — with a dated search, a gate list, a written mandate and a walk-away number — then the book has done its job. The instruction is short enough to remember: **verify before you trust, and write everything down.**

Contents

PART I · LEARN TO SEE THE INDUSTRY 9

01 What Real Estate Is — and What It Is Not 10

02 Why Property Is More Than Land and Buildings 14

03 The Industry as a Connected System 19

04 Thinking Clearly About Property Information and Claims 24

Practical Session I — Learning to See the System 29

PART II · MEET THE PARTICIPANTS 32

05 Owners, Users and Buyers 33

06 The Professional Cast 37

07 Institutions and the Public Interest 42

Practical Session II — The Stakeholder Planner 47

PART III · UNDERSTAND THE PROPERTY LIFECYCLE 50

08 From Land to Property 51

09 Acquisition and Transfer 55

10 Development 59

11 Occupation, Management and Reuse 63

Practical Session III — Walking the Lifecycle 66

PART IV · UNDERSTAND THE KENYAN SYSTEM 69

12 Land and Property Rights: An Introduction 70

13 The Records That Matter 75

14 Laws, Regulators and Professions at a Glance 79

15 Kenya Is Not One Market 82

Practical Session IV — Records, Registers and Reading Your County 86

PART V · FOLLOW THE MONEY 90

16 Property Economics 91

17 Costs, Taxes, Fees and Who Pays What 95

18 Financing and the Arithmetic of Return 100

Practical Session V — The Numbers Lab 105

PART VI · UNDERSTAND RISK AND TRUST 108

19 Due Diligence as a Discipline 109

20 Fraud, Documentation and Warning Signs 114

21 Disputes, Trust and When to Call a Professional 118

Practical Session VI — The Diligence Simulation 122

PART VII · UNDERSTAND OPPORTUNITY 126

22 How Real Estate Businesses Make Money 127

23 Data, Technology and the Information Gap 131

24 Assessing Opportunity Responsibly 134

Practical Session VII — Choosing a Model, Pricing a Service, Running the Books 138

PART VIII · BECOME A MORE INFORMED PARTICIPANT 141

25 Asking Better Questions 142

26 Where to Go Next 146

Practical Session VIII — Your First Ninety Days 149

BACK MATTER 152

GLOSSARY 152

REFERENCES AND SOURCE NOTES 157

NOTE ON EVIDENCE, CURRENCY AND LIMITATIONS 160

ABOUT THE INSTITUTION AND THIS EDITION 161

INDEX OF TOOLS AND CHECKLISTS 162

SAMPLE EVIDENCE-FILE TEMPLATE 165

Figures

Figure 1 — Property as a bundle of rights. Institution diagram — illustrative (concept per Land Act forms of tenure and Land Registration Act register structure). 14

Figure 2 — The industry as a connected system. Institution diagram — illustrative. . . . 19

Figure 3 — Four flows: rights, money, information and unverified risk. Gates per cited statutes (registration; consent regimes; development permission). Institution diagram — illustrative. 21

Figure 4 — Sorting claims before you trust them. Discipline applied throughout this book via evidence labels. Institution diagram. 24

Figure 5 — The professional cast around your deal. Register checks per Estate Agents Act (Cap. 533) and Valuers Act (Cap. 532). Institution diagram. 37

Figure 6 — Which institution answers which question. Institution roles per cited statutes and official sources. Institution diagram. 42

Figure 7 — The property lifecycle. Gates per cited statutes (searches; consent regimes; development permission; conversion). Institution diagram. 51

Figure 8 — The acquisition pathway with money gates. Gates per cited statutes; stamp duty rate per official procedure portal; full detail in Chapter 19. Institution diagram. 55

Figure 9 — Four forms of tenure, and what each demands of a buyer. Tenure forms per Land Act, s.5; community regime per the Constitution and Community Land Act (No. 27 of 2016). Institution diagram. 70

Figure 10 — What the registry remembers, and what a search cannot say. Registry contents per Land Registration Act, s.7; electronic maintenance s.9; public access s.10. Institution diagram. 75

Figure 11 — The buying cost stack. Stamp duty rate per official procedure portal; all proportions illustrative — not market data. 95

Figure 12 — The carry gap: illustrative net yield against the CBK-reported 2025 average mortgage rate (13.5%). Rate source: CBK 2025 supervision data; yield illustrative — not market data. 100

Figure 13 — Five dossiers, five gates, and the diligence calendar. Institution diagram. . 109

Figure 14 — Warning signs and proof do different jobs. Language discipline per documentary-evidence standards (Chapter 20). Institution diagram. 115

Figure 15 — Where property disputes go. Venues per cited statutes and tribunal records. Institution diagram. 118

Figure 16 — The five-gate opportunity screen. Institution diagram. 134

Figure 17 — The models and their regulators. Regulator mapping per cited statutes. Institution diagram. 127

Figure 18 — Anatomy of an official search, and the question each block raises. Registry contents per Land Registration Act, s.7. Schematic — actual formats vary by registry and service channel. Institution diagram. 86

Figure 19 — The first-ninety-days plan (Practical Session VIII). Institution diagram. . 149

PART I

Learn to See the Industry

CHAPTERS 1–4

Before facts, a way of seeing. This part builds the mental model the rest of the book runs on: what property actually is, why it behaves the way it does, how the industry hangs together as one system — and how to tell a fact from a hope.



CHAPTER 1

What Real Estate Is — and What It Is Not

A man in his late twenties — call him Brian — saved for four years, borrowed from two cousins, and paid a deposit on a quarter-acre plot in a rapidly growing town along a new bypass. He had done what everyone told him to do. He had a sale agreement. He had a receipt. He had, he believed, bought land.

What Brian actually had, as he would spend two painful years discovering, was a piece of paper describing land that the seller did not have the right to sell. The plot existed. The paper existed. The signature looked genuine. Everything that Brian could see was real; what was missing was the only thing that actually mattered — a recorded right, held by the person who sold it to him, transferable to him.

Brian's story is not rare, and it is not mainly a story about villains. It is a story about a system that most people enter without ever being taught what it is. That is what this book exists to fix.

The subject of this book

Start with the two words in its title, because both are used loosely in everyday Kenyan speech.

Property is not simply land, and not simply buildings. In the way this industry and Kenyan law treat the word, property is a **bundle of rights over land and what is attached to it** — the right to use it, to occupy it, to build on it, to keep others off it, to earn from it, to sell it, to pass it to your children, to borrow against it. Those rights are defined in law, recorded in a system of registers and documents, and enforced through institutions.

Real estate is the industry that deals in those rights and in the things those rights attach to: land, houses, apartments, shops, offices, warehouses, farms, and the services that surround them — agency, management, valuation, development, financing, and the flow of information that connects them all.

You will notice what is *not* in that definition: price. Advertisements. "Hot deals." Investment promises. Those exist, and they matter, but they are downstream. The centre of gravity of this industry is **rights and records**, and

almost everything a beginner gets wrong comes from living in the downstream world while believing they are in the upstream one.

> **Definition box.** *Real property* — land and the things permanently attached to it, together with the legal rights over them. *Real estate industry* — the people, institutions, rules and practices through which those rights are created, verified, transferred, used, financed and recorded.

Why this matters more in Kenya than the definition suggests

Every country has property. What differs — enormously — is how reliably the system records and transfers rights, and how much of the industry's daily life is spent working around the gaps. Kenya has a strong legal framework: a Constitution with explicit land provisions, a Land Act, a Land Registration Act, a National Land Commission, registries, courts and a professional layer. It also has an energetic, imperfect, fast-changing practice on the ground, where the framework meets millions of transactions — formal and informal — and where the distance between "the law says" and "what happened to me" can be the distance between a home and a heartbreak.

The honest one-sentence summary, which the rest of this book will unpack: **in Kenya, the risk in a property transaction is rarely concentrated in the thing you can see — the plot, the building, the price. It is concentrated in the things you have to verify — rights, records, consents, capacities and completeness of the chain of ownership.**

What property is not

Four corrections, each of which the book will develop properly later.

Property is not a guaranteed investment. It can be an excellent store of value, and it can lose money — quietly, for years, while costs and opportunity losses nibble away. When people say "land never loses value," they usually mean "in the decades I remember, in the areas I know." Neither statement survives a look at asking prices versus what actually sold, or at what happens to a property nobody can finance. Chapter 18 will show, with arithmetic, where returns actually come from — and Chapter 16 will show why a single national "property prices rose 16.8%" headline hides a segment that fell 13.3% over the same period.

Property is not only an urban phenomenon. Kenya's property system spans registered urban plots, agricultural land under consent regimes, community land under a dedicated constitutional and statutory regime, and public land held for all of us. The rules change with the category. A buyer who masters Nairobi's registration reality and then walks into an agricultural land transaction with the same expectations is walking into a different legal world.

Property is not only houses. The industry's money moves through land, commercial premises, industrial sites, agricultural holdings, and increasingly through apartments and mixed-use developments. Each asset class has different economics, different regulation and different customers — a fact that "real estate" as a single phrase happily conceals.

Property is not only a legal thing, and it is not only a money thing. It is a social fact: home, status, security, family strategy, retirement plan, identity. That is why emotions are high, why pressure tactics work, and why a clear-headed framework — which this book is — is worth more than any single "deal."

How this book will teach you

Books about property often pick one of three registers: the legal treatise, the investment-guru pep talk, or the disaster-confession collection. This book is none of those. It is a guided tour of an industry as a working system, written for someone who intends to participate — as a buyer, a tenant, an owner, an agent, a manager, a developer, or an entrepreneur building around any of these.

It will repeatedly do five things:

1. **Name the vocabulary plainly**, because jargon is where beginners get separated from their money.
2. **Show the system's wiring**, because facts go stale but structure doesn't. A rule may change; the map it sits on changes slowly.
3. **Distinguish kinds of claims** — fact, estimate, interpretation, unknown — because the industry runs on claims, and your defence is discernment. From Chapter 4 onward this book marks its own serious claims with evidence labels, so you can see the discipline being applied rather than merely described.

4. **Give you gates, not just gates' names** — the specific points in a property journey where verification must happen before money moves, drawn from Kenyan law and practice.
5. **Stay honest about limits** — including this book's own. Education is not advice; a general description is not your specific situation; and no book, including this one, is a substitute for records, searches and qualified professionals on a real transaction.

> **What people often misunderstand.** "Everyone in this industry is trying to cheat me" is as false as "paperwork is a formality." The truth is more useful: the industry contains skilled, regulated professionals doing careful work, alongside unregulated chancers exploiting the same information gaps you have. Your job is not suspicion. Your job is *verification* — knowing what to check, who can check it, and when it must be checked.

The five questions that organise this book

Everything that follows orbits these, and they are your takeaway even if you read nothing else yet:

1. **What rights are actually being transferred?** (The bundle — Chapters 2, 12.)
2. **Who is involved, and what is each of them paid to do?** (Participants and incentives — Chapters 5–7.)
3. **Where in the lifecycle does this transaction sit, and what gates does it cross?** (Chapters 8–11.)
4. **What is verifiable, and what must I verify before money moves?** (Records, diligence, risk — Chapters 13, 19–21.)
5. **What does the money actually do — and under what assumptions?** (Chapters 16–18.)

Reflection

Think of the last time you or your family dealt in property — a purchase, a rental, a plot. Which of the five questions above could you answer about that transaction today? If the honest answer is "not all of them," you now know exactly why this book exists.

CHAPTER 2

Why Property Is More Than Land and Buildings

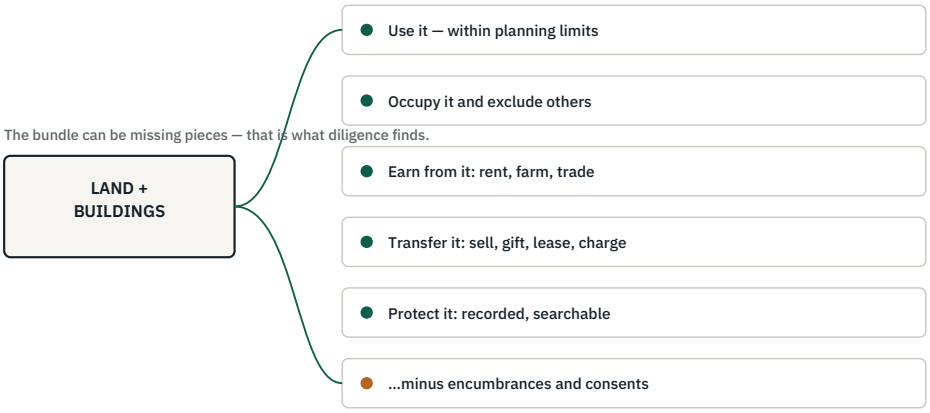

Figure 1 — Property as a bundle of rights. Institution diagram — illustrative (concept per Land Act forms of tenure and Land Registration Act register structure).

Two plots. Same town. Same quarter-acre. Same distance from the tarmac. One sells quickly at a strong price; the other sits for two years and eventually sells at a discount that embarrasses its owner. Ask ten people why, and you will hear ten stories: "the market is slow," "the area is bad," "the price was too high." Almost none of them will point at the actual answer, because the answer is invisible: **the two plots carry different bundles of rights, and the market is extremely good at pricing the difference even when nobody explains it out loud.**

This chapter is about that invisible thing — the bundle — because every important sentence in the rest of the book depends on it.

Property is a bundle of rights, not a thing

When Kenyans say "I own that land," the full legal translation is closer to: *there is a recorded set of rights over that parcel, and I hold most of them.* The bundle can include:

- **The right to use** the land for particular purposes — and the limits on that use (zoning, planning, conditions in a lease or grant).
- **The right to occupy and to exclude others** — the everyday meaning of ownership that people feel most strongly.
- **The right to benefit economically** — rent it, farm it, develop it, sell it.
- **The right to transfer** interests — sell, lease, charge (mortgage) it, gift it, pass it on death.
- **The right to be protected by the state's recording system** — that your interest is written in a register that others can check, and that the system will recognise you or the person you appoint.

A "title deed" is best understood as **the state's certificate so far about who holds the parcel**, issued from one of the registers this book will describe. It is evidence — important, usually decisive evidence — of recorded rights. It is not a magic certificate that settles every question about the land's history, boundaries, encumbrances, access or permitted use. Later chapters will make that claim precise; for now, hold the key idea: **you are always dealing in a bundle, and a bundle can have pieces missing, encumbered, or conditional.**

The same soil, different worlds: six things that change a bundle's value

1. The recorded category of the land. Public land, private land, and community land are constitutionally distinct categories, with different rules about who can hold them and how they move. Agricultural land carries an additional control regime — including a consent requirement whose failure renders a transaction void — that urban residential land usually does not. The category is not a detail; it can be the difference between a register entry and a nullity.

2. The tenure form. Freehold, leasehold, and partial interests (easements and the like) sit alongside customary rights, and each carries a different time horizon and set of conditions. A leasehold has an end date and conditions; a

freehold does not end, but even it operates within planning and statutory limits. Chapter 12 opens the tenure box; the point today is that "land" with two different tenure forms is not the same asset at all.

3. Encumbrances — the claims sitting on the property. A charge registered in favour of a bank, a caution lodged by a claimant, a restriction, an easement giving a neighbour access, a lease that outlives the sale: each of these is part of the bundle you receive — and each reduces what is truly yours, or conditions it. This is why the official search matters, and why it must be done at the right moment (Chapter 13).

4. Access and services. A plot can be registered, clean, well-priced — and effectively unusable because there is no legal access, no water, no power, or because occupying it depends on a neighbour's goodwill. Public rights of way, wayleaves and easements exist precisely because access is property. When you buy land, you are also buying its *reachability* — physically, legally and in terms of services.

5. Planning and development conditions. Whether you can subdivide, build the number of units you imagined, change the use to commercial, or put up a perimeter wall is governed by county development control, not by your title alone. A parcel's permitted development potential is part of its value — and it is determined somewhere else, by someone else (Chapter 10).

6. The information attached to it. The last and most Kenyan of the six: what is *knowable* and *verifiable* about the property. Can the chain of ownership be traced? Are the documents internally consistent? Is the seller the registered proprietor, or someone holding "power of attorney" of uncertain provenance? Two physically identical plots diverge in price as soon as one has a clean, traceable, searchable record and the other has a story. The market charges for certainty, and discounts for fog.

Why two "identical" plots can differ by millions

Put the six together and the variation stops being mysterious. Plot A: private land, freehold, no encumbrances, direct road access, residential zoning conforming with the county's approved plan, clean search, seller is the registered owner, rates and rent paid to date. Plot B: same size next to it, but under a leasehold with restrictive conditions, subject to an easement across the frontage, partly within a road reserve nobody will tell you about, with a caution registered by a person who says the land was sold to them in 2011 —

and a seller presenting a power of attorney instead of being the registered owner.

The market — when it is honest — prices those two worlds differently, and it is right to. The gap is not sentiment. It is the expected cost of the risks embedded in plot B: the chance of litigation, the delay, the money to fix records, the possibility that part of the land simply isn't yours.

> **What people often misunderstand.** Beginners often treat the *price* as the primary fact and the *rights* as paperwork. Experienced practitioners do the opposite: they establish the rights, and let the price follow from what the rights actually are. If you adopt one habit from Part I of this book, adopt that one.

The practical consequence: price is an output, not an input

This reframing has a concrete effect on how you approach every deal. Instead of asking first "is this cheap?", you ask, in order:

1. **What exactly is being offered?** (Parcel, tenure, category, interest — sale of the whole, a subdivision in progress, a lease, a share in a company holding land — each is a different product.)
2. **What does the record say, as of when?** (A search with a date is a fact; a photocopied title is a claim.)
3. **What sits on the bundle?** (Charges, cautions, restrictions, easements, tenancies, conditions.)
4. **What must be done to make it transferable to me?** (Consents, clearances, conversions, subdivisions — the gate list in Chapters 8–9.)
5. **Only then: what is this worth to me, and on what assumptions?**

That sequence is the entire book in miniature. Everything else — institutions, money, fraud, opportunity — is texture on this skeleton.

Reflection

Pick any property you know — your family home, a plot whose story you have heard. Can you answer, even approximately, the four factual questions: category, tenure, encumbrances, access? If not, you have just identified the first thing you would verify if money were ever going to move. That instinct —

turning a vague situation into a verification list — is the skill this book is trying to build.

CHAPTER 3

The Industry as a Connected System

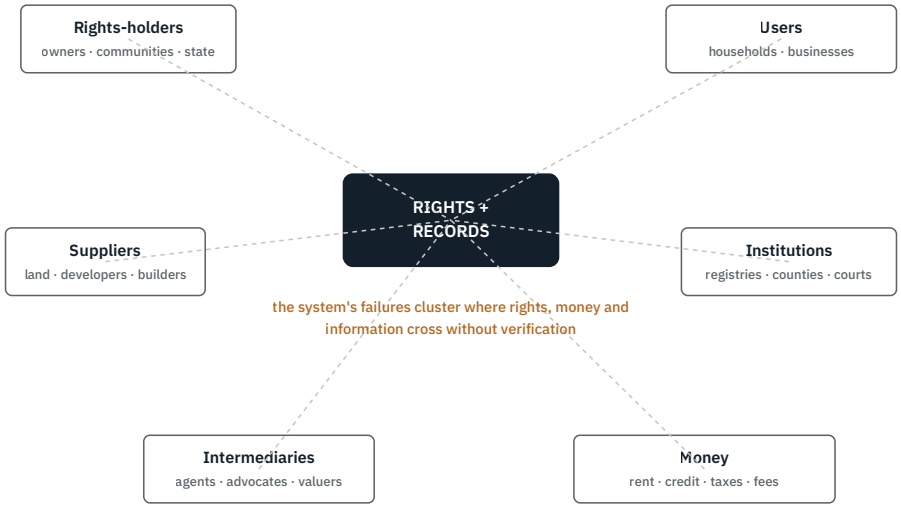

Figure 2 — The industry as a connected system. Institution diagram — illustrative.

When people say "the real estate market," they usually picture a row of houses with price tags. What they need is closer to a mechanical image: a **machine with inputs, flows, gates and outputs**, where every part is connected to every other, and where squeezing one part changes the pressure somewhere unexpected.

This chapter draws the machine. It is the map the rest of the book will use, and it is deliberately built from structure rather than statistics — because structure is what survives when numbers change.

The seven components of the machine

1. Rights-holders. Owners (individuals, families, companies, institutions), communities holding community land, the state holding public land, and tenants and licensees holding lesser interests. Everything the industry does ultimately moves value *from* and *to* these positions.

2. Users. Occupiers and businesses who need shelter and premises: households renting or buying, shops, offices, factories, farmers. Users create the

rents and prices that give rights their value. A user's needs — proximity to work, school quality, security, foot traffic — are what turn "a plot" into "a desirable plot."

3. Suppliers. Landowners bringing land forward, developers putting up buildings, contractors and materials producers building them, and the financing that makes it possible. Supply in property is slow and lumpy: buildings take years, land is fixed, approvals take time. That slowness is why property markets swing the way they do.

4. Intermediaries. Agents who match buyers and sellers, valuers who price, advocates who document and register, surveyors who measure and map, property managers who operate, financiers who lend, insurers who cover. Intermediaries exist because the system is complex and because information is asymmetric — and this is exactly why the honest ones matter so much, and why unregulated ones are so dangerous.

5. Institutions. The Ministry of Lands and its registries, the National Land Commission, county governments with their planning and rates powers, the Kenya Revenue Authority, the courts and tribunals, the regulators of professions, and the anti-corruption machinery. Institutions set the rules of the game, hold the records, and resolve disputes.

6. The records layer. Registers, files, maps, searches, cadastral data, gazette notices — the memory of the system. Kenya's records layer is mid-transition: electronic maintenance and public electronic access are now statutory, and the practical coverage of the digital platform is expanding district by district. More on both in Chapter 13.

7. The money layer. Rents, prices, credit, taxes and fees: the flows that reward holders of rights and pay for the industry's work.

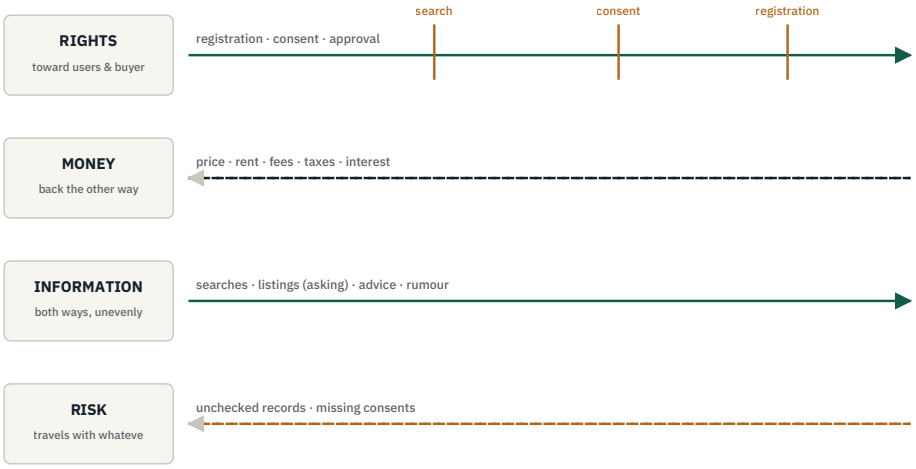

Figure 3 — Four flows: rights, money, information and unverified risk. Gates per cited statutes (registration; consent regimes; development permission). Institution diagram — illustrative.

How the flows actually run

Four flows connect the machine, and they run in different directions:

- **Rights** flow toward users and buyers, in exchange for money — but only through gates (registration, consent, approval).
- **Money** flows the other way — as purchase price, rent, fees, taxes, interest, commission.
- **Information** flows in every direction, but unevenly: the system's records flow through institutions; market information flows informally, through agents, neighbours, portals and rumours.
- **Risk** flows with whatever is *not* verified. Every unchecked fact — an unregistered seller, an unconsented agricultural transaction, an unapproved structure — is a risk that has not been priced until it detonates.

The load-bearing insight of this chapter, worth re-reading twice: **the industry's characteristic failures happen at intersections — where rights, money and information cross without verification.** Money handed over before a search. Construction begun before permission. A conversion skipped before a sale. A tenancy treated under the wrong statute. Almost every horror story you have heard is one of those crossings, in one of the few possible orders.

Why the system feels opaque — and remains navigable

Three structural features make Kenyan property feel harder than it should:

Information asymmetry. The seller, the agent, the registry and the professional each know things you do not. The system does not publish what properties actually sold for, so even market values are assembled from fragments — asking prices, stamp-duty valuations, agents' memories. (Chapter 16 makes this precise, including what the new official price index does and does not measure.)

Fragmented authority. Land registration, planning permission, rates, and various consents sit with *different* institutions — national and county — and a single transaction can cross three or four of them. The confusion beginners feel is real: it is the friction of a devolved system, not personal failure. Chapter 7 maps who-does-what so the confusion becomes navigable.

Long chains with weak links. Ten people can touch one transaction: two parties, an agent, an advocate on each side, a valuer, a surveyor, a county officer, a registrar, a financier. Each handover is a chance to lose a document, a signature or a truth. This is why "it was going fine until…" is the standard shape of property complaints.

The machine in motion: one plot's journey

Trace a single quarter-acre through the machine and watch the parts engage:

The land sits under a family's name in a county registry — a **rights-holder** position recorded in the **records layer**. A **supplier** (the family, or a developer they hire) decides to sell or build. An **intermediary** prices it and finds a buyer; another intermediary (an advocate) verifies and documents; institutions collect taxes, register the transfer, and — if the land is agricultural — the Land Control Board consent gate opens (or the deal is void; the gate is not advisory). **Money** moves in instalments tied to gates. A **user** — a household, a shop — occupies, paying rent that flows back through management; a slice of that rent leaves as tax; some of the value leaves as maintenance. Years later, the plot re-enters the machine as a sale, a subdivision, an inheritance, a redevelopment.

Every arrow in that story is drawn from the same components. Learn the components once, and new situations become recognisable rather than bewildering.

> **What people often misunderstand.** Beginners look for the one decisive expert — "the person who knows land." The system rewards a different strategy: know *which component* each question belongs to (rights? records? money? approvals?), and take each to its proper institution or professional. One person rarely holds all the answers, and the person who claims to hold all of them is usually selling something.

Using the map from here

The book now walks the machine in sequence. Parts II to IV introduce the players and the Kenyan institutional machinery; Part V follows the money; Part VI shows where trust breaks and how diligence works; Part VII turns the map toward opportunity; Part VIII leaves you with a question framework and checklists. Each part asks you to hold the map in your hand and place the new material onto it.

Reflection

Take a property story you have heard — a purchase, a dispute, a success. Locate it on the map: which components were involved, which flow failed, which gate was skipped or honoured? You will find that the map can absorb almost any story. That is the test of a good system model — and the reason this book keeps returning to it.

CHAPTER 4

Thinking Clearly About Property Information and Claims

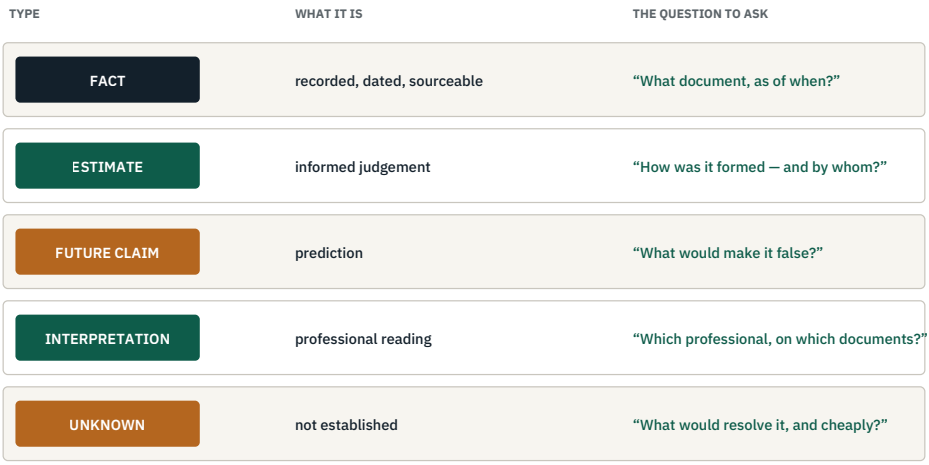

Figure 4 — Sorting claims before you trust them. Discipline applied throughout this book via evidence labels. Institution diagram.

Here is a claim you may have seen this month: *"Prime land in (some town) is appreciating at 25% a year. Don't be left behind."*

Break it into parts. What is "prime"? Measured how? Appreciating — according to whom, at what price — asking, or achieved? Which properties, which period, verified where? And "don't be left behind" — who gains if you act today, on this claim, with this person?

This chapter arms you with the discipline that separates the person property works for from the person property happens to. It is the intellectual toolkit for everything afterward: properties, claims, numbers, and the most dangerous of all — confident opinions with no evidence label.

The five kinds of statement in the property world

Almost everything you will read or hear in this industry is one of five types. Being able to sort statements into these buckets is the single most valuable skill this book teaches.

1. Facts. Statements supported by records, documents or verified sources, with a date attached. "The register shows X as proprietor, per the search dated 12 August." Facts are the currency of good transactions — and they decay: a fact is a fact *as of* a date.

2. Estimates. Informed judgements about an unknown quantity. "This plot should fetch between 4 and 5 million in this market." Estimates are legitimate and necessary — prices are negotiated, values are opinions — but they must be recognised as estimates. A good practitioner tells you which numbers are estimates and how they made them.

3. Claims about the future. Predictions: appreciation rates, demand waves, "the government is coming with a road." Some of these deserve attention; none deserves your compliance without checking who is making them, what they gain from you believing them, and whether anything verifiable stands behind them.

4. Interpretations. Legal or professional readings of a situation: "this caution is likely registrable," "consent will probably be granted." Respectable interpretations come from qualified people with the documents in front of them — and they change when the documents change.

5. Unknowns. The most honest word in property. Whether a neighbour's claim will succeed, whether a road project will materialise, whether the county will approve six floors or three. The test of your advisors is not whether they eliminate unknowns, but whether they *name* them — and plan around them.

From this chapter on, substantive claims in this book carry markers where the evidence deserves disclosure — VERIFIED, CORROBORATED, INDICATIVE, HYPOTHESIS, CONTESTED. That is not decoration. It is a demonstration of the discipline, so that you can demand the same clarity from the claims that come at you.

> **Definition box. Evidence labels used in this book. VERIFIED** — directly supported by an authoritative or primary source. **CORROBORATED** — supported by multiple independent credible sources. **INDICATIVE** — useful but limited evidence; treat as directional. **HYPOTHESIS** — a plausible interpretation needing testing. **CONTESTED** — credible sources disagree [Example: the practical coverage of the digital land platform differs across credible

> 2026 accounts — CONTESTED]. **UNKNOWN** — evidence not sufficient; say so.

The four questions to ask any property claim

1. Who is saying it, and what do they get if I believe it? An agent paid on a sale is not lying when they argue the price is fair — but the incentive is part of the statement. A developer's "limited units remaining" is marketing. A neighbour's "they're building a mall here" is a hope, possibly a good one. The correct response is not cynicism but calibration.

2. What is the basis — record, opinion, or wish? "The search dated yesterday shows a charge in favour of a bank" and "the area is hot right now" are different objects. Ask directly: *what document, or what source, is this based on?* People who have bases enjoy being asked. People who don't will change the subject.

3. What would make it false? Every real claim can fail in specific ways: the search could predate a fraudulently lodged caveat; the consent could be refused because the subdivision reduces the land's productivity below what the board will accept; the "road coming" could be a decade late. Naming the failure mode is how professionals think — and how you should learn to think.

4. What does the statement leave out? The classic omission in property advertising is the category of costs and conditions: rates arrears, service charges, consent requirements, restrictive conditions, vacant possession versus sitting tenant. The price is stated; the *bundle* is not. Ask for the bundle.

An audit of the opening claim

Run the "25% appreciation" claim through the questions:

- *Who says it?* A seller-side marketer. Gains if you act today at their price.
- *Basis?* Typically an asking-price comparison over an unstated period, possibly a single area's best case. Kenya's own new official price index, built from asking prices and published in 2026, shows a very different national picture: about +16.8% overall between early 2022 and late 2025 — with apartments *falling* around 13% while houses rose around 32% over the same period `CORROBORATED`. A "25% a year" claim, in that context, is not a market fact. It is somebody's sales material.

- *What would make it false?* Transactions that never achieve the asking level; costs and taxes eating the gain; infrastructure not arriving; the segment (say, apartments) heading the other way.
- *What's omitted?* Which properties sold, at what price, with what costs, under what conditions of the bundle.

Same words, entirely different epistemic object: from "market fact" to "sales pitch with a number attached." This audit takes ninety seconds and is free. Most people never run it. That is the entire opportunity.

Your defence against sophisticated-sounding fog

Three habits, learnt like scales on a piano until they are automatic:

Date everything. "Clean title" means nothing without *as of when*. "Rates paid" — until when. "Approved" — by whom, on what date, for what. The habit of adding dates to claims converts fog into checkable statements.

Ask for the negative space. What does the bundle *not* include? Which consents are *not* yet obtained? Which clearances are *not* paid? A seller who can answer those questions fluently is worth ten who can only sing positives.

Write down the unknowns before, not after. Before committing money, list what you do not know and rank it by consequence. The list becomes your verification plan — and Chapter 19 turns it into a formal discipline called due diligence.

> **What people often misunderstand.** "Doing my own research" is not the opposite of trusting professionals — the two are allies, because informed clients get better work from professionals and catch problems earlier. The opposite of both is *relying on the seller's narrative*, however warm and credible the seller seems. Narrative is not evidence, even when it is true.

Reflection

Find any property advertisement — a portal listing, a WhatsApp forward, a roadside banner. Extract every factual claim it makes. Mark each as fact, estimate, future claim, or omitted-entirely. Count how many claims survive contact with a date and a basis. Now you know why Part VI of this book is called *Understand Risk and Trust* — and why it comes after the money, not before it.

PRACTICAL SESSION I

Practical Session I — Learning to See the System

A self-contained working session. Do it with a pen. The point is not to produce an answer key — there is none — but to build the reflex this book runs on: everything is a claim until it is checked.

Exercise 1.1 — Reading an advertisement like an operator

Below is a composite advertisement (fictional, but built from the standard vocabulary of Kenyan property listings). Read it once, as a buyer would. Then read it again with a pen and mark every phrase: **[F]** if it is checkable fact material, **[E]** if it is an estimate or opinion, **[X]** if it is a promise about the future, and **[?]** if it is unsourced or unverifiable as written.

> "Prime 1/8-acre plot, ready title, serene neighbourhood, 300m from tarmac. Price KSh 4.5M slightly negotiable. Asking price last year KSh 3.2M — prices in this corridor have grown 40%, so this is a steal. Area now connected to sewer. Perfect for immediate development. Buyer to pay all costs. Call now — two clients are viewing this weekend."

Debrief. A working operator marks it approximately like this: "ready title" [?] — which category, which registry, when last searched? "300m from tarmac" [F/E] — checkable on the ground; "KSh 4.5M slightly negotiable" [F] — a price, i.e., a claim about a transaction that may never happen; "grown 40%" [?] — where is the data, and is it asking prices or achieved prices (Chapter 4's trap)? "Now connected to sewer" [F] — checkable with the utility; "perfect for immediate development" [E] at best, often [X]; "buyer to pay all costs" [F] — translate into a number (Chapter 17's stack); "two clients viewing" [X/E] — commercial pressure, not a constraint information. Notice what the advert **does not** say: the land category and any LCB requirement; whether the price is the seller's full asking history; the physical state of boundaries; and who, precisely, holds the title. The advertisement's silences are as informative as its sentences — which is Exercise 1.2.

Exercise 1.2 — The silence audit

Take the advertisement above (or any real one you can find) and answer: for the eight questions of Chapter 25's master set, which are *answered*, which are *evaded*, and which were never raised? The pattern you will find is stable: adverts are optimised for the questions that make you move, and silent on the questions that protect you. Write one sentence per silence you find. That list is your first negotiation asset: questions asked before enthusiasm are cheap; questions asked after a deposit are expensive.

Exercise 1.3 — Walk the system map

Take one property you know personally — your home, your family's plot, the house you rent. Trace it through Figure 2's system as far as you can: which rights-holders (you? a landlord? a trust? a family under customary arrangements)? Which records (drawn on any register? searched by whom, when)? Which institutions have touched it (county rates? land rent? a consent ever sought)? Follow the money: who pays what, to whom, for it to stay in its current status? Most readers find the exercise humbling in the same way: their own home turns out to be partly unknown to them — which is precisely the industry-wide condition in miniature.

Exercise 1.4 — The claims drill

Below are six statements of the kind exchanged daily in Kenyan property conversations. For each, identify what kind of claim it is (Chapter 4's five-type table), the cheapest way to check it, and what the person saying it might gain if you did not.

1. "This is the last plot in the area at this price."
2. "Rates are cleared, the seller paid everything."
3. "You cannot lose money on land in this corridor."
4. "The title is ready and clean."
5. "The rent for these units is KSh 45,000 monthly, no vacancy."
6. "The county will approve it easily."

One worked debrief. (4) "The title is ready and clean" is a statement about a *record*, made by a person, often holding a photocopy. It is [F]-able in principle and [?] as said. Cheapest check: a dated official search (Chapter 13) plus matching the registered owner to the seller. What the speaker may gain: certainty you did not verify. Notice that the sentence is not necessarily a lie —

most such statements are made in good faith by people who also never checked. That is the deeper lesson: *in this market, good faith and unverified facts travel together constantly*, and your method must be designed for exactly that world.

Exercise 1.5 — One page, one habit

Write one page titled "Questions Before Money" — your own collapsed version of everything in Part I — and keep it where you keep money documents. The book will give you instruments for each question in Parts III–VI; the page you write today is the index you will actually use.

Session deliverable: marked-up advert + silence audit + one page of questions, in your property file (Chapter 25 explains the file; start it today anyway — that is how files begin).

PART II

Meet the Participants

II

CHAPTERS 5–7

Every property story is enacted by people inside institutions. This part introduces the cast — owners, users, agents, advocates, valuers, financiers, regulators — and the public architecture that shapes what all of them may lawfully do.



CHAPTER 5

Owners, Users and Buyers

Every property story begins with a need. Somebody needs a place to live, a place to trade, a place to keep money safe, a place to leave to their children. The industry — with all its institutions, documents and dramas — is downstream of those needs. This chapter introduces the demand side: the people on whose behalf the machine runs.

You will notice a bias in how this chapter is written: it treats *you*, the reader, as a participant to be understood rather than a customer to be flattered. That is deliberate. The fastest way to stop being exploited by an industry is to understand what you are bringing to it — your needs, your tendencies, and your blind spots.

Owners: more kinds than the word suggests

"Owner" hides at least six different positions:

The occupant-owner holds property to live or work in. Their interest is use value: security, comfort, proximity. They are usually the least speculative and the most exposed to information gaps, because they negotiate rarely.

The investor-owner holds property to earn: rent, appreciation, or both. Their questions are arithmetic — yield, cost, vacancy, exit. Chapters 16 to 18 are written for them.

The accidental owner — the heir, the spouse, the person who received land in a settlement or as a gift. They often inherit not just the property but unresolved problems: incomplete succession, missing documents, multiple family claimants, tenants on informal terms. A large share of Kenya's property disputes begin here, not in the marketplace.

The institutional owner — companies, saccos, churches, schools, funds. Their holding is governed by their rules and often by law; their land is managed by officials who can be transferred, promoted or forgetful.

The community — under Kenya's constitutional framework, community land is held by communities under their own tenure systems, a category with its own statute and institutions. This is not a footnote: entire counties' land stories live in this category.

The state — public land, held on behalf of all of us, managed under rules that are supposed to make it the most carefully governed category of all.

Two things follow for a buyer or tenant. First, *whose* property you are dealing with shapes everything: a company selling land requires checking who can bind the company; a family selling an inherited plot requires checking the succession; a community's land is not just "someone's plot writ large." Second, the biggest owners are the least like you: large institutional and state holdings follow procedures, not feelings. Learn the procedures.

Users: what demand actually is

Users are the reason property has value, and every one of their preferences is a value lever:

- **Households** weigh rent against commuting, school access, security, water and power reliability, and the quality of the structure. For millions of Kenyan households, the practical market is the rental market — and its terms (deposit, notice, service charge, who repairs what) are as important as the rent figure itself.
- **Businesses** weigh foot traffic, logistics, power, parking, and cost per square metre against the nature of what they sell or make. A shop's success depends on a specific kind of location; a warehouse's on a very different one.
- **Institutions** — schools, clinics, churches, NGOs — have their own siting logic, often driven by their mission rather than the market.

When somebody tells you "demand is high in this area," they are summarising thousands of these micro-decisions. The useful question is always: *demand for what, from whom, at what price, and for how long?* A plot that is perfect for a boda-boda stage, a salon and a small shop is being optimised by three different users with three different budgets. "High demand" without a user profile is a slogan.

Buyers: the psychology the industry banks on

You are the person the industry is priced against, so understand yourself the way it understands you.

Urgency is manufactured because it works. "Two other buyers are coming this afternoon." "The price goes up next week." Sometimes urgency is real —

but the sentence is free to say and expensive to believe. A verification process (Chapters 13 and 19) takes days or weeks, and almost no legitimate transaction collapses because you insisted on a search. The ones that do were not transactions you wanted.

Sunk costs distort. After months of searching, a buyer wants *any* deal to be the deal. Agents know that the twenty-fifth viewing is the easiest sale. The defence is to keep a written checklist of what verification must show, decided in cold blood, before the twenty-fifth viewing.

Familiarity feels like safety. The seller is a fellow church member, a relative of a friend, "known in the area." Kenyan land fraud frequently trades in exactly this comfort: the documents are photocopied but the *person* seems trustworthy. The rule this book will repeat until it is reflex: **verify the record, not the relationship.** Doing so honours good people and defeats bad ones with equal efficiency.

Community wisdom is mixed. "Don't buy near a river," "avoid land with a dispute," "a plot with no access is a prison" — handed-down rules often encode experience. But "prices in that area never fall," or "M-Pesa receipts prove payment," or "the relative who sold it will sort out the title later" are the same folk authority pointing the wrong way. Test inherited rules the same way you test everything else: date them, ask for the basis, ask what would falsify them.

Tenants: the largest user group, least taught

Most participant literature for Kenya focuses on buyers; yet in practical terms, far more Kenyans rent than buy each year, and rental terms — advance, deposit, notice periods, increases, repairs, service charge disputes, and what happens when a landlord or tenant wants out — are governed by law that most renters have never been shown. This book's tenancy material (Chapters 11 and 21) exists to fix that asymmetry, and it will insist on a discipline that beginners find surprising: **tenancy law in Kenya is segmented — different statutes for different kinds of premises — and the first question is always which regime applies to the premises in question, not what a friend experienced in theirs.**

The demand-side participants in one frame

Owner-occupiers, investor-owners, accidental owners and institutions hold and supply; households, businesses and institutions use and demand; buyers and tenants stand at the boundary, converting money into rights. Between need and rights sits the industry's other half — the professionals and institutions of Chapters 6 and 7, who exist to close the gap between what you need and what you can verify.

> **What people often misunderstand.** Beginners assume the market is other people — "investors," "cartels," "the diaspora." In volume terms, the market is mostly families making incremental, emotional, information-poor decisions: a plot bought in instalments, a house built slowly as money allows, a rental unit funded by a sacco loan. Understanding this is strategy: the competition you face for good property is often a more informed version of yourself, not a mysterious elite.

Reflection

Write down, honestly, which of the three positions above best describes you today — user, owner, or buyer-to-be — and the single biggest information gap between you and the other side of your next property decision. Keep the note. The book returns to it in Chapter 25.

CHAPTER 6

The Professional Cast

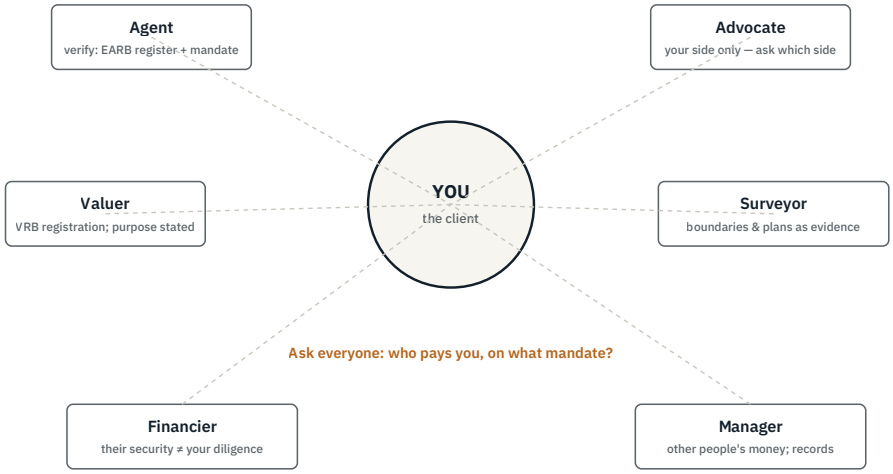

Figure 5 — The professional cast around your deal. Register checks per Estate Agents Act (Cap. 533) and Valuers Act (Cap. 532). Institution diagram.

There is an old saying in property circles that no one individual knows everything about a property transaction — and the ones who claim to are the ones to walk away from. The industry professionals exist because verifying rights, money and information requires skills and licences that no layperson can substitute for.

This chapter introduces the cast — who they are, what they are legally allowed and required to do, how they are paid, and where the traps in each role hide. It is organised as a roll call, with the honest instruction that you should be able to say, for any transaction: *who is on my side, who is on the other side, and who is neutral.*

The estate agent

The estate agent matches buyers and sellers or landlords and tenants — and in Kenya, this is not an open trade. Under the Estate Agents Act (Cap. 533), no individual, partnership or body corporate may practise as an estate agent unless registered as required VERIFIED. The Estate Agents Registration Board

(EARB) registers and licenses agents, and the regulator has publicly advised consumers to demand to see an agent's Registration Certificate and current Annual Practising Certificate before dealing VERIFIED.

The practical questions a client should ask, with a straight face, are these:

1. **Are you registered?** Ask for the certificate and the annual practising certificate. Registered agents hold both; the regulator itself has invited consumers to verify and to report practice without registration.
2. **Who is paying you — me, the other side, or both?** Dual agency — representing buyer and seller at once — is common in practice and dangerous in effect: the agent's incentives change depending on who pays and how. You are entitled to know.
3. **What is the statutory remuneration?** Kenya prescribes a scale (roughly 10% of the first 100,000, 6% of the next 900,000, 3% of the residue for a sale; lettings commonly 7.5% of annual gross or one month's rent; management typically a commission on collected rent) INDICATIVE — while stating plainly that in commercial practice, negotiated commissions are often lower, sometimes much lower, especially at higher values. The gap between the scale and the practice is itself information: know the scale, negotiate within it knowingly, and put the agreed figure in writing.

Where the traps hide. The commission structure rewards closing, not verifying. An agent who helps you structure a transaction that falls apart after payment has usually kept the commission — unless a contract says otherwise. Beware the "agent" who introduces you to a "family friend" who is the real seller "because the title is in the family." That sentence is the opening line of a documentary genre.

The valuer

A valuer estimates the value of property for a purpose — sale, financing, insurance, stamp duty, court proceedings. In Kenya, valuers are registered and licensed under the Valuers Act (Cap. 532) through the Valuers Registration Board; practice expects professional indemnity insurance, and membership of the relevant chapters of the Institution of Surveyors of Kenya underpins registration CORROBORATED.

Three things every reader should know: **first**, a valuation is an opinion for a stated purpose and date, not a promise of sale price; a bank's valuation protects the bank. **Second**, the government valuation used for stamp duty is an administrative assessment, typically conservative, and it is not the same exercise as a market valuation. **Third**, "valuation" performed by someone unregistered is best treated as an opinion piece — useful colour, no legal weight.

The advocate

The advocate (lawyer) prepares and verifies documents, conducts the legal checks, lodges instruments for registration, and can hold money in escrow. For a property transaction, the advocate is usually the professional whose errors hurt most and whose competence saves most. Two Kenyan-specific disciplines for choosing and using one: choose an advocate with demonstrable conveyancing experience in the right registry area or county, and instruct them *early* — before money moves, not after an agreement is signed.

Where the traps hide. An advocate retained by the *other* side is not your advocate, even if they say "don't worry." Family relationships can be repriced: a relative who is an advocate is a professional whose duties run to their client — if that is not you, get your own. And be alert to the "everything is ready" file that never quite reaches registration; the questions that find this are in Chapters 9 and 19.

The surveyor

Surveyors fix and record boundaries, prepare mutation plans for subdivisions, and prepare the geo-referenced plans that underpin cadastral records — including sectional plans for apartments, which must be prepared and approved. When boundaries or features are contested, or a subdivision is contemplated, the surveyor is not optional. A boundary dispute that reaches court usually resolves itself into a survey question — because surveys are evidence.

The planner and the built-environment professionals

Development permission under the Physical and Land Use Planning Act 2019 requires applications, plans and particulars prepared by relevant qualified, registered and licensed professionals VERIFIED — architects, engineers, planners and others, each registered under their own statutes. For a begin-

ner the lesson is structural: the law itself makes "I will just build" a category error; someone qualified must prepare what the county approves.

The financier and the insurer

Banks and mortgage institutions lend against property (Chapters 16–18) and insurers sell protection. Two honest notes: the financier's valuation, security and insurance requirements are designed to protect *their* exposure — which, happily, often aligns with yours, but is not the same thing. And building insurance, where a mortgage exists, is usually a contractual requirement, not a suggestion. Read what your lender actually requires before you sign anything.

Property managers

Managers run properties for owners: collecting rent, handling maintenance, managing service charges and common areas, and enforcing house rules. In practice, this is the professional position least understood by beginners, because the manager sits between owner and tenant, and the money flows through them — making management the role where opaque practice has the largest surface area. The statutory hook worth knowing: property management firms must have at least one registered and licensed estate agent CORROBORATED, so the questions of Chapter 6 — certificate, mandate, commission — apply in full. Chapter 11 goes deep on the operating discipline.

The professional question that organises all the others

For any professional presented to you, ask three questions in this order:

1. **Registered with whom?** (Every serious role above has a statutory board.)
2. **Paid by whom, on what mandate?** (Written mandate; disclosed dual agency; commission in writing.)
3. **Liable for what?** (Investigation levels, professional indemnity, complaints procedures — the machinery that makes their signature mean something.)

Ask them matter-of-factly, as you would ask a doctor about their licence plate credentials — because that is exactly what these are.

What people often misunderstand. "Hiring a professional" is not a substitute for understanding the deal; informed clients get better professional work, catch errors, and pay less overall, because the professional's time is spent solving the deal's real problems instead of explaining basics. The confidence of this book is that you can be informed enough to do exactly that.

Reflection

Take the profession you will most likely need first for your own next move — agent, advocate, valuer. Find the statutory register or board that licenses it. Learn one verification path (a website, a phone line, a document to demand). You have now built one component of your own due-diligence kit.

CHAPTER 7

Institutions and the Public Interest

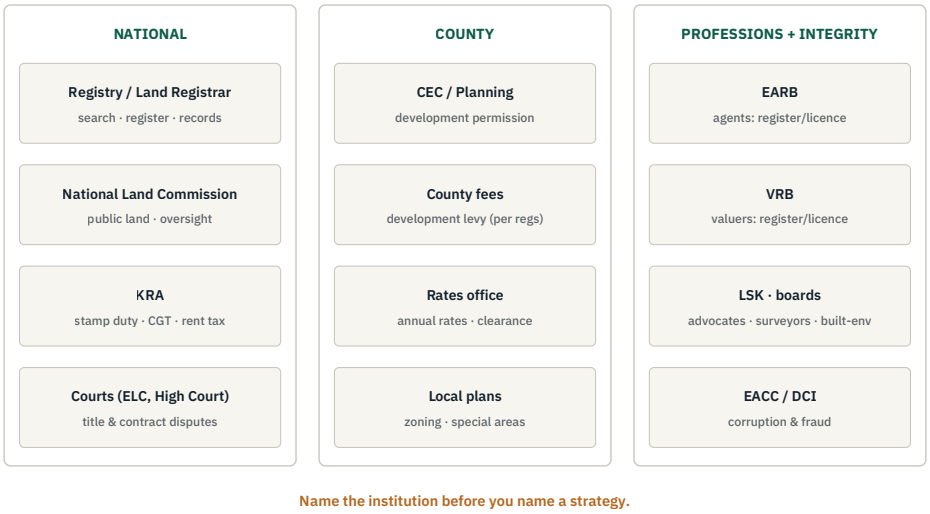

Figure 6 — Which institution answers which question. Institution roles per cited statutes and official sources. Institution diagram.

A transaction can feel like a private agreement between two people and their hired help. It is not. Standing behind it — inside the room, even when invisible — are institutions whose records, approvals, and rules decide whether your deal is real. This chapter maps them: who holds which power, what they decide about your transaction, and how to find each one when you need it.

The mapping matters especially in Kenya because authority is **split**: land registration and national policy on one side, planning, rates and development fees with the counties on the other, with regulators and courts in between. Most of the confusion that beginners blame on themselves is really the friction of a devolved system. Once you can say *which institution decides this question*, the fog lifts.

The Ministry of Lands and the land registry system

The Ministry of Lands (working through state departments) carries national land administration: policy, survey and mapping, and — most relevant to your transaction — the **land registry system**. Kenya's registration law

provides for a land registry in each registration unit, holding the land register (with its property, proprietorship and encumbrance sections and the recorded user of the land), the cadastral map, parcel files, the presentation book and an index VERIFIED. The registration units are established at county level, and county governments have access to the documents maintained VERIFIED.

At the registry, the officers who matter to you are the registrars — the Chief Land Registrar, County Land Registrars and Land Registrars — statutory officers whose qualifications are themselves prescribed in law VERIFIED. When people say "we will sort it at Lands," it is these offices they mean; when they say "the search," it is this register they mean.

The digital layer. Kenya is mid-transition to digital land administration: the law now expressly requires records to be maintained in a secure, accessible and reliable format that includes electronic files, with public electronic access by prescribed means VERIFIED. The Ministry's Ardhisasa platform is the operational face of that transition, launched in Nairobi in 2021 and expanding since. Its genuine current coverage, however, is **contested across credible sources** — one 2026 account describes Nairobi as the only pilot region still, while another describes several counties' current registers as digitised CONTESTED — and legacy paper-era parcels are not uniformly migrated. The honest takeaway for a participant in 2026: the statutory direction is digital and national announcements point to a full roll-out; verify the status of the specific county, registry and parcel at the moment you act, rather than relying on headline claims in either direction.

The National Land Commission

The Constitution establishes the National Land Commission, with functions including managing public land on behalf of the national and county governments, recommending national land policy, investigating present and historical land injustices and recommending redress, and monitoring land use planning VERIFIED. The NLC Act adds, among others, the power to alienate public land with consent and to monitor the registration of all rights and interests in land VERIFIED. For ordinary transactions, the NLC appears chiefly at the public-land boundary: dealings in public land, allocations, and where consent requirements apply. Know it exists, know its boundary with the Ministry, and do not let anyone tell you the two are interchangeable.

The county: the most frequent gatekeeper

For anyone developing, subdividing or changing the use of land, the county government is the most consequential institution in the system. Under the Physical and Land Use Planning Act 2019:

- County governments have the power to prohibit or control the use and development of land, control or prohibit subdivision, and consider and approve all development applications VERIFIED.
- Development without the county's development permission is an offence, carrying a fine of up to KSh 500,000 or imprisonment of up to two months or both, and the county can require restoration within 90 days VERIFIED.
- Applications are made in the prescribed form with fees, are referred to agencies (survey, roads, health, environment and others) within 7 days for comments due within 14 days VERIFIED, and — the provision that surprises everyone — **if no written response comes within 60 days, the permission is deemed given** VERIFIED.
- Plans and documents must be prepared by qualified, registered and licensed professionals VERIFIED.

Counties also handle rates (the annual local property tax), local plans, and — under the Act and their own published regulations — development fees CORROBORATED. Counties differ in capacity and process; Chapter 15 turns that difference into a method.

The Kenya Revenue Authority

KRA assesses and collects the taxes that bracket most property transactions: stamp duty on transfers — commonly 4% of value within cities and municipalities and 2% outside, assessed on a government valuation and paid via iTax VERIFIED — capital gains tax on disposals at 15% of the net gain (final tax) per the current official guidance CORROBORATED, and rental income tax including the 7.5% regime for residential rent in the middle band CORROBORATED. Chapter 17 assembles the stack; the institutional point here is simpler: a tax office is standing in every deal you will ever do, and its receipts are one of the few truly neutral records of value in the system.

Courts and tribunals

Two dispute venues matter most to property beginners. The **Environment and Land Court** hears land and environment disputes, and it is named as *the* court for the purposes of land legislation VERIFIED. The **Business Premises Rent Tribunal** governs controlled business tenancies under the Landlord and Tenant Act framework, with appeals lying to the High Court CORROBORATED. A third venue — the Rent Restriction Tribunal — exists for low-rent dwellings, though the statute's threshold (KSh 2,500 standard rent) means its reach is far narrower than its name suggests, a lesson in checking a statute's scope rather than its title CORROBORATED.

Regulators of the professions, and the integrity machinery

The Estate Agents Registration Board and the Valuers Registration Board police their professions; the Law Society and the surveying institutions shape theirs; the Engineers Board and architect and planner registration boards complete the built-environment layer. The EACC investigates corruption — including documented cases in the lands sector where officials were arrested over bribes tied to title releases VERIFIED — and the DCI investigates fraud. Their existence matters to you not because you expect to meet them, but because they are the reason the certificates you demand from professionals and officials mean something.

Using the map

Faced with a question, name the institution before naming a strategy:

Your question	Institution
Who is the registered proprietor? What encumbrances exist?	Land registry (search)
Can I build/subdivide/change use here? What will it cost?	County (planning/development control)
What tax applies to this transfer, and how is it paid?	KRA (stamp duty, CGT)
Are these professionals entitled to practise?	EARB (agents), VRB (valuers), professional boards
Does this deal need a consent besides the county's?	Land Control Board (agricultural land); NLC (public land cases)
Someone is claiming land I hold — where does this end?	Environment and Land Court; tribunals for tenancy cases
I am being asked for a bribe for a registry service	EACC

What people often misunderstand. "The government" is not one institution; nothing in this industry teaches faster than a deal stalled between four offices that each thought another was responsible. The professional skill is allocation of questions — and the second professional skill is documentation: keep a dated paper trail of what each institution told you, because in the gaps between offices, paper is the only witness.

Reflection

Pick one institution from the table and find its current official contact or service channel — the county's planning office, the registry, the EARB verification channel. Save it. By the end of this book you will have a small, personal directory — which is precisely how informed participants stop depending on middlemen for basics.

PRACTICAL SESSION II

Practical Session II — The Stakeholder Planner

Part II mapped the cast and the institutions. This session converts the map into interview instruments: what to ask each party, what their answers are worth, and how to verify both. Everything here assumes Chapter 6's discipline — the questions are for preparation, not interrogation; professionals respond well to prepared clients and badly to suspicious ones.

Exercise 2.1 — The fourteen questions

Build your personal stakeholder brief around a single property (real or hypothetical). For each party below, the session gives the two questions that matter most, plus the verification step that anchors the answers.

The agent. Q1: "Are you registered with the EARB, and can I see the current practising certificate?" (Verification: the public register, not the letterhead.) Q2: "Who pays you — me, the seller, or both — and what exactly is the commission?" (Verification: the engagement or mandate terms, in writing, per Chapter 22's agency framework.) What agent answers are *for*: access, local texture, practical timelines. What they are *not* for: confirming facts about title, consents or the counterpart's authority — the very facts covered elsewhere in this session.

The advocate. Q1: "Will you represent me alone in this matter, and can you confirm the search scope you will run?" (Verification: the engagement letter; a search plan that matches Chapters 13 and 19.) Q2: "What would make you advise me to walk away from this transaction?" (Verification: a real answer, expected in advance — a professional whose answer is "nothing" is a professional whose advice you cannot calibrate.) What advocates are *for*: legal mechanics, drafting, sequencing, the walk-away judgment. What they are not for: telling you the land is worth it — that is a valuer's question, and worth a separate instruction if the stakes warrant.

The valuer. Q1: "For what purpose are you valuing — lending, court, tax, or my purchase decision?" (Verification: the report will state its basis; purposes produce different numbers.) Q2: "What comparables did you use, and how did you adjust them?" (Verification: the report's own evidence section — a

valuer who cannot articulate comparables is producing an opinion-shaped document.) What valuers are *for*: an evidenced opinion of value. What they are not for: guaranteeing a future price — no professional can, and Chapter 15 says why.

The property manager. Q1: "How will I receive rent statements — format, timing, and reconciliation method?" (Verification: ask to see a redacted sample statement from an existing client; the statement's quality tells you the firm's real product, per Chapters 11 and 22.) Q2: "How are tenant deposits and my funds held and audited?" (Verification: their account structure and your monthly reconciliation discipline.)

The financier. Q1: "What is the all-in cost of this facility — rate basis, fees, insurance requirements, and what happens if regulation shifts to fixed-rate pricing?" (Verification: the facility letter, line by line; Chapter 18's arithmetic.) Q2: "What conditions precedent must be met before drawdown, and what evidence will you accept for each?" (Verification: the conditions list becomes your diligence checklist; their security interest is not your diligence — that phrase from Chapter 6 deserves to be quoted back to them.)

Exercise 2.2 — The institution lookup drill

For each institution below, write: what it *holds* that no one else holds; what question it can answer; what it costs in time and money to ask; and how the answer arrives (search, certificate, portal screenshot, letter). Institution one-pagers follow the Chapter 7 map.

1. The land registry (registry unit for your target area)
2. The county rates office and county planning office
3. The National Land Commission (and when it, rather than the registry, is the right door)
4. KRA (the tax questions, and which ones a portal can answer)
5. The Land Control Board (and the agricultural-land category question that triggers it — Chapter 8's list)
6. The utility providers (sewer and water availability, which adverts assert and utilities confirm)

Debrief pattern. Most readers discover two things: first, that several of their target facts require only one institution each — the maze feeling evaporates when questions are mapped one-to-one; second, that the expensive-feeling

steps (searches, valuations) are cheap relative to the losses they prevent. Convert both discoveries into a line in the property file: a table of facts, institutions, costs, and lead times.

Exercise 2.3 — The trust map

Draw the system map (Figure 2) again, and over each relationship line write how *that* relationship is verified in practice: search (registry lines), receipt or statement (money lines), certificate or register (professional lines), Gazette or plan (institutional lines). Now mark the lines in your own past dealings where verification never happened. Do not treat this as confession; treat it as terrain: those lines mark where you are currently operating on trust alone, and Chapter 19's dossier method exists to convert them, one at a time, into verified lines. The goal is not to trust less; it is to know precisely where you are trusting, and to price that trust consciously.

Exercise 2.4 — Who does the professional work for?

A short scenario drill. A seller's advocate drafts the sale agreement; a bank's valuer values the property for a mortgage; an agent introduces you to both; the listing advert was prepared by a marketing consultant. For each party, answer: whose interests does their engagement serve, who pays them, and what does that mean for how you should treat their outputs? (You should be able to reach the Chapter 6 conclusion unaided: *professionals work for whoever instructed and pays them — and in a property transaction, several such outputs reach you second-hand. Read them as the seller's, lender's or introducer's documents, for your benefit, but not in your service.*) The exercise has one further step: name who *is* in your service, and write their engagement terms into the file. If the answer is currently "nobody," that is the finding — and Chapter 21's bench-building advice is your next task.

Session deliverable: the fourteen questions (adapted to your property) written out, answers collected where possible, and the trust map's "unverified lines" list — which becomes the first entries in your diligence calendar.

PART III

Understand the Property Lifecycle

CHAPTERS 8–11

Property passes through stages — identification, acquisition, development, occupation, management, transfer — and gates sit between them. This part walks the full circle and shows where value is created, and where it is lost.



CHAPTER 8

From Land to Property

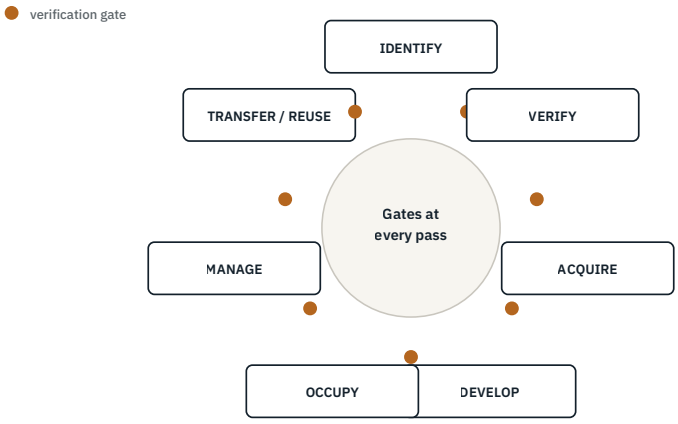

Figure 7 — The property lifecycle. Gates per cited statutes (searches; consent regimes; development permission; conversion). Institution diagram.

A property is born twice. The first birth is physical — land is surveyed, boundaries are marked, land is subdivided and sold, and a building rises. The second birth is administrative — the survey is approved, a plan is lodged, a register entry appears, and the world can then *know* that this specific rectangle belongs to a specific person. Most property trouble in Kenya happens when people celebrate the first birth and skip the second.

This part of the book walks the property lifecycle from identification to reuse. This chapter covers the beginning: how land becomes a *property* — a defined, recorded, transferable thing — and what the earliest decisions in that journey decide for everyone after.

Identification: the beginning people rush

"Finding land" is the least technical and most psychologically loaded stage. Buyers select on views, access roads, proximity to family, or a tip from a friend. Nothing wrong with any of that — with one rule: **identification is not**

acquisition, and the two must be separated in your mind by a verification wall.

At identification stage you are answering questions such as: Is this the right area for my purpose? Is the parcel the right size and shape for what I plan? Is the access real or dependent on goodwill? Is the seller reachable through a verified channel? Notice that none of these require money to change hands. The industry's most expensive mistakes are made by collapsing identification and acquisition into one afternoon.

Two Kenyan-specific realities shape this stage. First, **most land you can see is already classified**: private, public or community — and within those, urban or agricultural, freehold or leasehold, and subject to county planning. The classification decides who can sell it to you, what consents are needed, and often whether the price on offer is meaningful at all. Second, **boundaries on the ground are weaker than boundaries on paper**. Beacons exist, surveys exist, but a fence and a planted hedge are not evidence. The only boundaries that count are the surveyed, recorded ones — which is why every serious purchase involves checking the registry's map against the ground.

From land to parcel: the survey and the plan

For a property to be born on paper, the land must be surveyed and the results approved and recorded. Survey fixes the geometry; approval locks it to the official cadastral map; registration gives it its identity: a parcel — an area of land separately delineated on the cadastral map VERIFIED.

This pipeline is why **subdivision is not a casual favour.** Cutting a plot in two requires survey work, a mutation, and — for land within a county's development control — development permission, because counties have the statutory power to control or prohibit subdivision VERIFIED. "We will subdivide it after you pay" is a promise with a process behind it, and the process can refuse you: boards have refused and delayed subdivisions where, for example, agricultural land would be fragmented below viability.

The first gate a rural buyer meets: Land Control Board consent

If the land is agricultural, one gate stands before all others: the **Land Control Board**. Under the Land Control Act (Cap. 302), controlled transactions involving agricultural land — sales, transfers, subdivisions and more — require the consent of the relevant Land Control Board, to be sought within months

of the agreement; and the consequence of proceeding without consent is not a fine or a delay but *voidness*: the transaction is void CORROBORATED. Kenyan courts have repeatedly enforced that consequence, and the case law is often cited precisely because the outcome is so harsh: people who paid, built and occupied — sometimes for years — have had agreements declared void for want of a consent that either party could have applied for.

Three lessons for every reader:

1. **Consent status is a first-class fact**, to be established before structures are priced, not after. Ask, with the seller: has consent been applied for, granted, and when?
2. **Voidness is not the seller's problem alone.** The buyer who paid cash into a void transaction is pursuing recovery under ordinary civil law — years of litigation, uncertain outcome.
3. **County classification questions matter.** Land can look urban and remain agricultural-classified, and vice versa. The classification, not the surroundings, drives the consent requirement.

The second birth: recording

Once the land is surveyed, approved and (where relevant) consented, the administrative birth is completed in the registry: entries are made in the register, the interests are defined, and the parcel can then travel through the system — sold, charged, leased, inherited. Everything in Chapters 9 and beyond presumes this birth happened. When people say "the land has no title" or "the title is in the process," they are describing a parcel whose second birth is incomplete or disputed — and prices should be read accordingly. A discount on unrecorded land is not a bargain; it is the price of the missing birth, and frequently the buyer pays it twice.

The developer's fork: build or sell

At some point a landowner faces a fork: hold, sell raw, or develop. The fence-free truth of development is that it multiplies the gates — planning permission, qualified professionals, construction, occupation — which is why Part III next follows both trails: acquisition (Chapter 9) and development (Chapter 10), before reuniting them in occupation and management (Chapter 11).

Reflection

Choose a plot you know. Trace its first and second births: who surveyed it? Which registry holds it? Which category and county is it in, and does it carry a consent requirement? Every question you cannot answer is a diligence item — and you have now seen why diligence begins long before a contract.

CHAPTER 9

Acquisition and Transfer

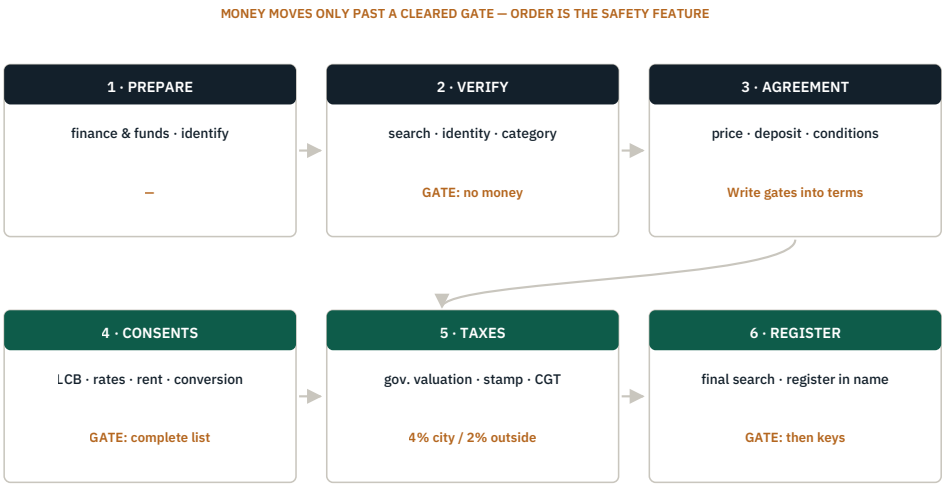

Figure 8 — The acquisition pathway with money gates. Gates per cited statutes; stamp duty rate per official procedure portal; full detail in Chapter 19. Institution diagram.

Acquisition is where the machine's flows cross: rights, money and information come together at a single point, and the entire quality of a property deal depends on their *order*. This chapter gives the order — a teaching-level pathway from preparation to registration, with the gates marked. It is deliberately conservative: where Kenyan practice varies (and it does), the pathway holds the parts that do not vary — verification before money.

The pathway, stage by stage

Stage 1 — Preparation. Capacity, money and mandate. Buyers assemble funds and financing pre-assessments; sellers assemble documents. Two disciplines belong here. First, *financing before promising*: a mortgage pre-assessment (Chapter 18) converts wishful figures into a borrowing range, and the CBK's 2025 data — average loan around KSh 10 million at an average 13.5% (dated; Chapter 18) — is the sober backdrop to every calculation. Second, *representation early*: advocates and, where needed, valuers join here, not after problems.

Stage 2 — Verification before money. This is the heart of the book's method. The official search (Chapters 13 and 19) establishes what the register says, as of a date, about proprietorship and encumbrances. Identity checks establish that the person(s) selling are the person(s) on the record — or hold a document, like a power of attorney or grant of representation, that actually authorises them. Category checks establish whether consent gates (Land Control Board for agricultural land; conversions for sectional properties in scope of the 2020 Act) apply. Physical checks — survey, boundaries, occupation, tenants — establish what no register contains. Only when these converge does the transaction deserve money.

Stage 3 — Offer and agreement. The sale agreement records parties, property, price, payment structure and conditions. Kenyan practice favours deposits (often 10%) with the balance on completion; the whole value of the structure is that payments should attach to *gates* — search, consent, clearances, registration — rather than to calendar dates or the seller's reassurances. Escrow through an advocate is a legitimate practice; understand who holds the money and on what instructions before it leaves your hands.

Stage 4 — Consents and clearances. Depending on the property: Land Control Board consent (agricultural land); NLC consent (certain public-land-linked dealings); rates clearance from the county; land rent clearance for leaseholds; sectional conversion where the unit's title form demands it. Each item has an owner institution; each takes time; none can be conjured at the last minute. The professional skill is sequencing them against the agreement's timing so that nothing expires and nothing is skipped.

Stage 5 — Taxes and stamping. The transfer instrument is assessed for stamp duty — 4% of value within cities and municipalities, 2% outside, on a government valuation via the Chief Government Valuer, payable through KRA's iTax channel VERIFIED — and the sale triggers the seller's capital gains tax at 15% of net gain on the current official guidance CORROBORATED. Unstamped instruments cannot be registered; this stage is a gate, not a formality.

Stage 6 — Registration and completion. The registry updates the register — the act that finally makes the buyer the recorded proprietor (Chapters 12–13). Completion documents change hands, keys and occupation follow, and the machine holds a new rights-holder. The transaction's paper trail — agree-

ment, consents, tax receipts, search, stamped instrument, registered transfer — becomes the new property's birth certificate.

The order is the safety feature

Why insist on order? Because each reversal has a documented failure mode: money before search (payment to a non-owner); money before consent (void agricultural transactions); money before clearances (buyer inherits arrears); registration before payment (seller chases a debtor who already owns the asset); agreement before category checks (parties argue about consent that "should have been obvious"). The industry does not lack honest participants; it contains, as every industry does, participants whose interests reward speed — and the pathway is how you resist speed without losing deals. A seller who refuses an orderly path is offering information about the sale. Read it.

Special pathways you will meet

- **Off-plan purchases** (buying a unit before construction). The pathway gains a layer — developer track record, approvals for the project itself, payment schedules tied to construction milestones, and what happens if delivery slips. Ask for the approvals, not the renders.
- **Company-owned property.** The seller is a company: verify who can bind it, that the board authorised the sale, and that the shares-to-assets question is settled (buying shares is not buying land, legally — a distinction with tax and liability consequences).
- **Inherited property.** The path runs through succession: the personal representatives' authority to sell must be established; buyers should see the grant, not a family meeting's minutes.
- **Land sold "in process."** Subdivision, conversion, or title-in-progress deals can be legitimate — usually at a discount and a longer timeline — provided the agreement makes the process itself the consideration, payments gate the milestones, and failure is priced. If it cannot be structured that way, walk.

> **What people often misunderstand.** "The seller says it is clean" and "the lawyer says it is clean" sound similar and can differ enormously — depending on which side the lawyer sits, what documents were actually examined, and

> when. The phrase to learn and use is: *"clean according to what, as of when, verified by whom?"* Any professional worth their licence answers that question with a document list and dates.

Reflection

Take the pathway's six stages and mark, for any property transaction you are contemplating, which stage you have actually completed. Most people discover they have spent 90% of their effort on stage 3 (negotiating) and near zero on stages 2 and 4 (verifying). The book's arithmetic of risk says that ratio predicts outcomes better than the price does.

CHAPTER 10

Development

Development is where property stops being a passive asset and becomes a project — land plus money plus approvals plus time, combined in the hope of a bigger asset at the end. It is the part of the industry with the largest numbers and the largest failures, and it is defined, before anything physical happens, by a single question: *whose permission do you hold?*

This chapter gives the beginner the development map in the order the law itself uses: planning first, then professionals, then construction, then completion. It deliberately does not pretend to make you a developer; it aims to make you a participant who cannot be baffled — whether you are building a family home, subdividing a plot, or evaluating a developer's project as a buyer or lender.

Planning permission: the gate that defines development

Kenyan law does not treat development as a private matter. Under the Physical and Land Use Planning Act 2019:

- A person must not carry out development within a county without development permission granted by the county's executive committee member; commencement without permission is an offence, punishable by fine up to KSh 500,000 or imprisonment up to two months or both, and the county can require restoration of the land within 90 days VERIFIED.
- Applications are made in the prescribed form with prescribed fees, stating the proposed uses, density and easements; where the applicant is not the registered owner, the owner's written consent must accompany the application VERIFIED.
- Within 7 days, the county must refer the application to relevant agencies — survey, roads, health, environment, utilities and others — whose comments are due within 14 days VERIFIED.
- Plans and documents must be prepared by qualified, registered and licensed professionals; the applicant must be able to authenticate them VERIFIED.

- And the provision every developer should know by heart: if no written response comes within 60 days, permission is **deemed given** VERIFIED.

That last provision cuts both ways, and it teaches the chapter's central discipline. For applicants, silence has legal weight: the clock is a tool. For neighbours and communities, it is a warning: approvals can occur by administrative silence, which is why the Act also requires public notification and an objections window, and why Chapter 10's practical advice to anyone near a proposed development is *watch the notices, use the window*. For everybody: **paper, dates and receipts are how a deemed approval is provable** — the clock only works if you can show when it started.

The professional team: not negotiable by law

The law's requirement that plans and documents be prepared by registered, licensed professionals is not a formality designed to feed consultants; it is the mechanism by which unqualified work is kept out of the built environment. The practical cast for a modest project typically includes: an architect (design and compliance), a planner (use, zoning, applications), an engineer (structural and services), a surveyor (siting, subdivision, sectional plans) — with an advocate for land, a valuer for feasibility and finance, and a contractor (ideally registered) for construction. Registered professionals sign what they do; that signature is the point.

Construction and completion

Construction itself — contracts, procurement, cash flow, quality, timelines — is a professional domain with its own statutes and its own literature; Book 1's role is to fix the boundaries around it:

- **Money against milestones, not mornings.** Disbursements should attach to verifiable progress; the same gate logic as Chapter 9, applied to a building.
- **Approvals attach to the building too.** Occupation and connection to services depend on compliance; a structure the county cannot regularise is a liability that cannot be sold, financed or insured cleanly.
- **Completion has paperwork.** For apartment and office developments, completion of the *legal* product and the physical product can diverge: units within long-term leases of 21 years and above conferring owner-

ship were required to be converted to sectional titles under the Sectional Properties Act regime, a transition whose deadline (December 2022) passed with conversions still working through the system CORROBORATED. A developer who never started the conversion has left a trap for every buyer — and buyers, Chapter 12 teaches you how to check.

Why projects stall: a checklist from the evidence

Documented Kenyan development failure modes — assembled from the research pack — look like this:

1. **Permission run backwards.** Construction before permission, discovered late; restoration orders, demolition risk, uninsurable assets.
2. **Consent gaps.** Agricultural land developed or transferred without Land Control Board consent — the voidness trap with a building on top.
3. **Capital structure illusions.** Funding plans built on pre-sales or instalment inflows that don't materialise; interest at double-digit rates compounding on delays.
4. **Title conversion lag.** Selling units whose legal form (long-term leases, unconverted) buyers cannot finance cleanly — sales stall exactly when cash is needed.
5. **Servicing gaps.** No water, no power, no drainage permission, no access — the "expensive land, unusable building" quadrant.
6. **Scope creep.** Family home becomes "a few rentals" becomes an unfunded four-storey project; each upgrade taken after money is committed.

None of these are mysteries to the industry; all of them recur. The reason is not ignorance at the top — it is that development stretches finances, and stretched finances reward the hope that the gate will open later. The law does not work that way; a consent obtained late has not been obtained early enough.

> **What people often misunderstand.** "Approval was granted" is not one fact but several: permission for *this* use, at *this* density, on *this* parcel, sometimes with specific conditions — and it can be revoked for contravention or modified for justifiable cause VERIFIED. The document to read is the approval it-

> self, conditions included; the sentence to distrust is "we got approval, don't worry."

Reflection

Take any building you pass daily that seems "new but stuck" — half-finished, unoccupied, hoarded off. Using this chapter's six failure modes, hypothesise which one is at work. You will be right more often than chance, and the exercise trains exactly the pattern recognition a future investor in, lender to, or buyer from a developer needs.

CHAPTER 11

Occupation, Management and Reuse

The building is done. The unit is sold or let. Most property literature — and most property education — stops here, at the moment of triumph. But this is where the asset actually lives its life: years of occupation, rent collection, repairs, disagreements, service charges, improvements, and eventually a transfer, an inheritance, a redevelopment or a quiet decay. This chapter covers the long middle: management, tenancy, and the endgame.

Tenancy: the segmented reality

Kenya does not have one landlord-and-tenant law; it has several regimes, and the first skill is identifying which one governs the premises in question. The two most commonly invoked:

Business premises: the controlled tenancy regime. Under the Landlord and Tenant (Shops, Hotels and Catering Establishments) Act (Cap. 301), a tenancy of a shop, hotel or catering establishment is a **controlled tenancy** where it is not in writing, or is written but for a term not exceeding five years, or can be terminated within five years otherwise than by breach CORROBORATED. Controlled status matters enormously, because it changes the landlord's powers: termination and variation of terms must follow the statutory notice procedure, and the tenant can object and take the matter to the Business Premises Rent Tribunal, which can determine whether a tenancy is controlled, vary rent, and resolve related disputes, with appeals to the High Court CORROBORATED. The line between a five-year and a six-year commercial lease is therefore not a drafting detail; it is a different legal regime — one of the most consequential sentences in this book for any business tenant or landlord.

Dwellings: the low-rent protection regime. The Rent Restriction Act (Cap. 296) restricts rent and possession for dwelling houses — but its application is limited: it does not cover, among others, dwellings whose standard rent exceeds KSh 2,500 per month CORROBORATED. That threshold — set decades ago — means the Act's practical reach is far narrower than its title suggests. The lesson generalises and is worth engraving: **check a statute's scope, not its name.** An old law can promise much and govern little.

What fills the gap for the vast majority of modern tenancies — written agreements (or the absence of them), the common-law terms of the lease, and the general law of contract. Which is why the rental agreement itself, however humble, is the most important rental document in Kenya: what it says about rent, notice, deposit, repairs, service charge and exit is, for most tenancies, the whole law of the matter.

Management: what "property management" actually is

Property management is running someone else's asset as if it were a business: collecting rent; handling arrears; maintaining the building; managing service charges and common property in multi-unit developments; keeping records; ensuring compliance; dealing with tenants, contractors, and utilities. The statutory hook worth repeating: management firms must have at least one registered estate agent `CORROBORATED` — so the verification questions of Chapters 6 and 19 apply to the manager too.

For the operator reading this book, management is also the industry's most underrated business lesson: **the money that flows through a manager's hands is other people's, which makes record-keeping the product.** An owner handing over a property is buying, above all, the confidence that the money is where the statement says it is. Managers who fail on records fail eventually on everything else.

For the owner, the parallel discipline is the written mandate: what the manager may decide alone, what needs approval, how money moves (which account, whose signatory), what reporting looks like (monthly statements, reconciled), and how termination works. Verbal management arrangements are the industry's most common quiet disaster: no one can prove what was agreed, including the honest parties.

Service charges and common property

The moment a building has multiple units — apartments, offices, a mall — costs appear that belong to nobody and everybody: security, cleaning, lifts, water pumping, maintenance reserves. Collecting and spending those costs fairly is the perpetual governance problem of shared property, and the legal frame around it (including, for sectional properties, the management corporation that comes into being on registration of the sectional plan) exists precisely to make the collective pay for the collective. Readers should know the

trap from the inside: service charge disputes are among the most reliable sources of dissatisfaction in Kenyan apartments, not because the sums are large but because the *accounting* is opaque. The cure is structural: a budget, a published statement, a record — the same triad the manager's mandate demands.

The endgame: transfer, inheritance, redevelopment, decay

Properties leave the stage in different ways, and each way re-crosses the book's machinery:

- **Sale.** Chapter 9's pathway, run again — searches are re-run because *everything decays*: cautions can be lodged, charges created, and new tenants can appear.
- **Inheritance.** Succession converts one owner into several; without it, property becomes undivided family land with everyone's hand on it and no one's responsibility for it — the seedbed of many of the disputes this book warns about. A will and early succession planning are, without exaggeration, the cheapest property insurance available.
- **Redevelopment and reuse.** Older sites with better zoning can be worth more demolished than standing; the development gates of Chapter 10 then re-open, and the sectional-conversion and consent lessons return.
- **Decay.** The quiet exit — no maintenance, no management, dilapidated rents, a building that cannot be financed or sold cleanly until someone pays years of deferred costs. Decay is a choice, made annually and by omission.

Reflection

Take a building you know that is at least ten years old. Ask: who managed it, and can anyone produce the records? Where is it in its endgame — sale, inheritance, redevelopment, or decay? Property, like everything else, is mostly about what happens after the exciting part. This chapter is the book's argument that the boring disciplines — agreements, records, mandates — are where the value actually gets kept.

PRACTICAL SESSION III

Practical Session III — Walking the Lifecycle

Part III described the seven-stage lifecycle and its gates. This session walks one composite parcel through it end to end, then hands you the planning instruments — a gate queue and a timeline — that make the walk survivable. The parcel is fictional; every gate it crosses, every institution it meets, and every document it generates is drawn from the statutes and procedures cited in the chapters. Replace its numbers with your own; keep its structure.

The composite parcel: "Plot 44" (illustrative case study)

The asset. A 0.4-hectare (about one acre) parcel on the edge of a fast-growing peri-urban centre. Registered, category: agricultural. The seller holds the title and lives in the capital; the parcel is occupied by an informal grazier under an unwritten arrangement the seller describes as "a cousin of the caretaker." Asking price: KSh 6.5M. The buyer's plan: subdivide into four 0.1-hectare plots and sell them with boundaries marked and individual documentation started.

Stage 1 — Identify. The buyer sees an advert. Claims to be audited per Part I: price is a claim; "clean title" is unsourced; "no issues" is a conclusion without evidence. The first trip is *reconnaissance only*: register unit confirmed from the seller's copy, area photographed, the grazier found and spoken to (finding: the occupancy is real, seasonal, and undocumented). Cost: one day, one tank of fuel.

Stage 2 — Verify. A dated official search: proprietorship matches the seller's documents; the encumbrance section shows nothing registered — but the register's silence about the grazier is exactly Chapter 13's lesson: occupancy lives on the ground, not only in the register. Category confirmed as agricultural, which lights the first gate: **Land Control Board consent will be required** for any transfer, and Chapter 8's trap applies — it cannot be obtained before the agreement, and without it the transaction is void. The buyer's advocate drafts the agreement with that sequence explicit. Costs: search fee, advocate's review, one more site visit with a local surveyor who sketches the physical boundaries against the map. The grazier's situation is addressed properly — a written exit arrangement, witnessed, priced — before the price

is agreed, because a paid, documented departure is cheaper than a dispute after completion.

Stage 3 — Acquire. Agreement signed (10% deposit in escrow with the advocate, release conditions written in). Land Control Board application filed within the statutory window, hearing attended; consent granted with the board's conditions attached. Rates clearance sought from the county; land rent status checked with the lands office. Government valuation obtained for stamp duty; the duty paid through the KRA channel; the transfer instrument executed; and — the discipline of Chapter 19 — a **fresh search on the morning of completion** before the balance is released. Registration follows; the buyer emerges with a title in their name, and a file (Chapter 25) holding every document this paragraph created.

Stage 4 — Develop (first, the question). The subdivision plan now meets the county's development-control regime: subdivision is development needing permission (Chapter 10's list); the buyer's surveyor prepares the mutation scheme; the county processes the application; permission issues; the surveyor executes the mutation and the registry amends the map; three titles replace one. Then roads: the scheme must leave access, and the buyer discovers the lesson every subdivider meets — *the value is in the layout, not the arithmetic*; a plot without legal access is a plot with a discount. Fencing, survey pegs, and a drainage path complete the physical stage. Calendar elapsed for this composite: longer than the buyer's plan, as is the norm; Chapter 10's advice — plan the timeline's *shape*, not its dates — survives contact with reality better.

Stage 5 — Occupy / Stage 6 — Manage. Two buyers of the four plots build small homes; two plots remain held. The homes trigger the county's building-plan approvals (professionally prepared plans, Chapter 10); the shared access road's maintenance becomes a small governance question — the classic seed of Chapter 21's neighbour disputes, which the buyer pre-empts with a written wayleave and cost-sharing note signed by all four owners while everyone is still friendly.

Stage 7 — Transfer / Reuse. One plot is re-sold a year later. The seller learns two money lessons from Part V: the transaction cost stack (Chapter 17) is paid by *someone* — here, negotiated as "buyer pays all costs," which the seller's asking price quietly absorbed; and if a gain is realised, the seller's CGT question is theirs, not the buyer's, with the current 15% net-gain frame-

work as the working assumption. Cycle complete — and note that every stage's cost was knowable in advance from Part V; the composite's actors simply planned the stack instead of discovering it.

The gate queue instrument

The composite's real product is a method. Take any property plan and build its **gate queue**: every gate listed in dependency order, each with four columns — *institution* (who answers), *document* (what proves it), *lead time* (realistic, from the chapters' cited regimes), and *failure consequence* (what it costs you if the gate fails: delay, redesign, voidness, loss). Order matters more than detail: LCB consent after agreement but before completion (agricultural land); search before money, again before completion; development permission before construction; county clearances before transfer registration; sectional conversion before financing-dependent unit sales. The instrument's one rule: **no money moves across a gate that has not cleared**, and every gate has a named owner — one human being who owes you the document by a stated date. The queue goes into the property file; the dates go into a calendar with alarms.

The phasing example: build the cash-flow shape before you build anything

A scaled-up version of Plot 44's arithmetic, illustrative and rounded: purchase KSh 10.3M (price plus stack), subdivision and permission KSh 2.5M, servicing (access, drainage, fencing, pegs) KSh 1.5M — total exposure ≈ KSh 14.3M across a realistic 18–30 months. Exit: four plots at KSh 4.5M each on an illustrative basis = KSh 18M gross, less selling costs. The teaching figure is not the margin; it is the **trough**: cumulative cash hits its maximum negative between permission and first sale, which is precisely when the grazier's settlement, the county's fees, and the surveyor's bill arrive together. Every developmental plan should be judged by its trough, not its margin — the point Chapter 24's Gate 4 formalises, and the reason Part V exists at all.

Session deliverable: your own gate queue on one real plan (even a family plot's proposed subdivision), with lead times and named owners; and one page computing your trough. Both belong in the property file next to the questions page from Session I.

PART IV

Understand the Kenyan System

CHAPTERS 12–15

Rights, records, laws and geography. This part explains how Kenya's land system actually records and governs property, how to read its records, who regulates whom — and why the market is a hundred local markets wearing one name.



CHAPTER 12

Land and Property Rights: An Introduction

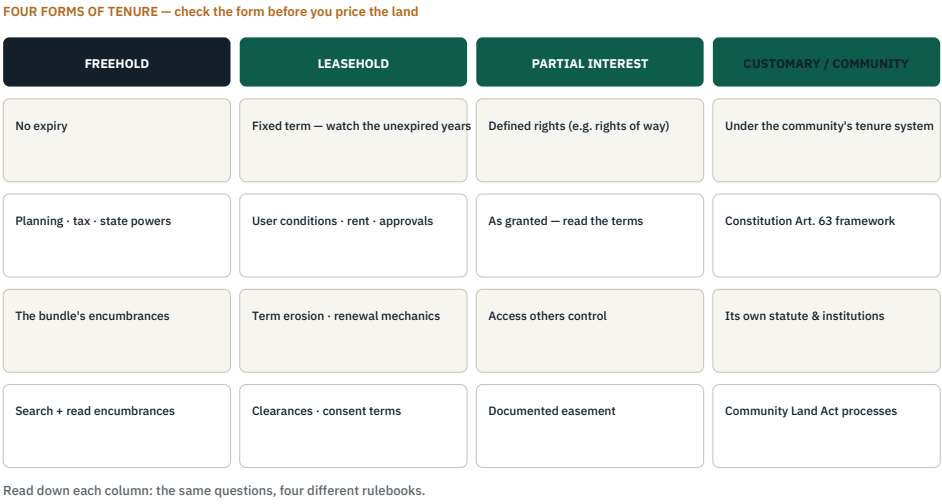

Figure 9 — Four forms of tenure, and what each demands of a buyer. Tenure forms per Land Act, s.5; community regime per the Constitution and Community Land Act (No. 27 of 2016). Institution diagram.

Sooner or later every Kenyan property conversation reaches the word *title* — and the temperature rises. "Do you have the title?" "The title is in the process." "The title is genuine." "The title is fake." For such a load-bearing word, it is remarkably poorly understood. This chapter fixes that: what tenure forms exist, what a title actually is and is not, and how to think about rights honestly.

Tenure: the base layer

Kenyan land law sets out the forms of land tenure: **freehold; leasehold; such forms of partial interest as may be defined under the Act and other law, including but not limited to easements; and customary land rights, where consistent with the Constitution** VERIFIED. Read that list again and notice

what it implies: "ownership" is not one thing. The tenure form answers the question *how long, and on what terms?*

- **Freehold** endures. It is the closest thing to the popular idea of owning land outright — subject always to planning law, taxation and the state's powers.
- **Leasehold** runs for a term (99 years from the state, shorter or longer in other cases) and carries conditions: user conditions, often rent, sometimes consent requirements for dealings. A leasehold near the end of its term is a different asset from a fresh one, which is why the **unexpired term** appears in every serious valuation.
- **Partial interests** — easements (rights of way, rights to light or support), and similar defined rights — are themselves property. You can buy land and still not be able to get to it legally; someone else holds that piece of your bundle.
- **Customary rights** are recognised where consistent with the Constitution, and community land holds under its own statute — a category with a constitutional basis (Article 63) and its own tenure systems.

The constitutional layer places land in **public**, **private** and **community** categories, each with distinct rules about holding and disposal. For a beginner, the practical translation is: before anything else, establish category and tenure, because they decide who may sell, what consents apply, and what the price can mean.

What a title actually is

Under Kenya's registration system, the register assigns each parcel entries in its property, proprietorship and encumbrance sections, and the registrar issues certificates — a certificate of title for freeholds, a certificate of lease for leaseholds VERIFIED. A "title deed", in ordinary speech, is that certificate. So:

A title is evidence of what the register recorded — as of its date — about proprietorship. It is strong evidence; the registration system is built, precisely, to make recorded positions reliable and searchable. But notice what the definition does not say:

- It does not certify the *physical reality*: dimensions on the ground, fences, occupation, or that the quarter-acre advertised is the quarter-acre surveyed.

- It does not reveal *everything* about the past: registries have histories; entries can be cancelled, corrected, or (in the worst documented cases) corrupted; the certificate speaks to the register, and the register's integrity is what Chapter 13 teaches you to interrogate.
- It does not prove *capacity*: that the holder is alive, solvent, of sound mind, or not forbidden by a court order or a marital property question from selling alone.
- It does not resolve *permissions*: what you may build, subdivide, or whether an agricultural consent gate stands before any transfer at all.

> **What people often misunderstand.** The instinct "if I hold the paper, I am safe" mistakes the certificate for the system. The certificate is a printout of a position; the system — searches, registrations, consents, clearances — is what keeps the position true. That is why fraudsters forge certificates (easy) and why registries are the battlefield (harder). Your defence lives at the system level: verify the register, date the search, and require that the transfer complete *into* the register in your name.

Encumbrances: the other half of ownership

The register's encumbrance section carries interests owed to others — charges (the security for a loan), leases (a tenant's interest binding the property), easements, cautions and restrictions (claims and court-imposed limits) VERIFIED structurally. Beginners memorise "check for a loan"; professionals check for everything: who else has a stake, whose stake survives the sale, and whose permission a clean transfer needs (a chargee bank releases a charge; a cautioner must be satisfied or a court approached; a restriction is a roadblock by design).

The sectional chapter of this story deserves its own warning. If the property is a unit within a building — flat, office, maisonette — the *form* of its title matters: Kenya's Sectional Properties Act, 2020, requires the division of buildings into units with common property held by the unit owners as tenants in common, and long-term leases of 21 years or more conferring ownership of units (like the registered sub-leases common in Nairobi's apartment boom) were required to be converted to sectional titles, with the statutory conversion deadline of December 2022 now past while conversions continue working through the system CORROBORATED. Translation for a buyer: **check what the unit's legal form currently is, and what it will be at completion.** An uncon-

verted long-term lease can be an encumbrance on dealing — financing, selling, and sometimes even occupying cleanly — and conversion, though provided for by law and initiated by developer, manager or owner, is a process with its own gates.

Possession, occupation and the gap between

A thread runs through all Kenyan land disputes: the difference between *rights on paper* and *situation on the ground*. A registered owner may find a tenant, a licensee, an informal occupier or a claimant in possession; a buyer taking "vacant possession" may discover photos on a phone are not a habitation check. Law and practice both have tools here (tenancy law, eviction through due process — never self-help) but the beginner's takeaway is preventive: **inspect what you are buying; write what you are buying; and verify the register and the ground agree.**

How to hold rights without losing your mind or your money

Closing rules for Chapter 12, each a compression of verified structure:

1. **Name the category and tenure first** (public/private/community; freehold/leasehold/partial/customary).
2. **Date everything**: a title's issue date, a search's date, an approval's date. Undated certainty is an oxymoron.
3. **Treat encumbrances as part of the price**: the clean-bundle and the foggy-bundle are different assets; discounts are the market's way of pricing the fog — make sure the discount exceeds the cost of clearing it, including your time and risk.
4. **For units, add one question**: sectional title yet? If not, what is the conversion path and who is driving it?
5. **Possession is part of diligence** — search the record, walk the ground, and ask who sleeps there tonight.

Reflection

Take any property document you can lawfully see — even a photocopy of a relative's old title. Can you find: the tenure form, the registry, the parcel number, the date, and at least one encumbrance field? Learning to read these five things from the document's face is the beginning of reading like a participant.

CHAPTER 13

The Records That Matter

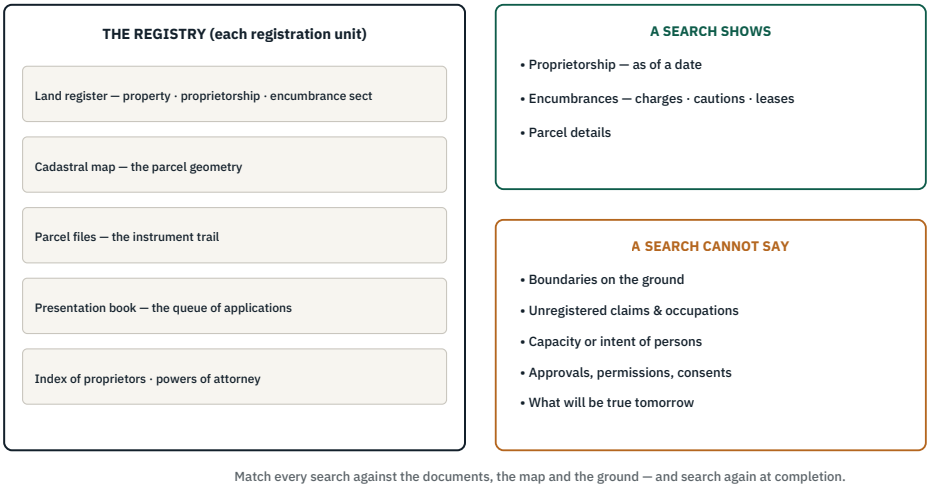

Figure 10 — What the registry remembers, and what a search cannot say. Registry contents per Land Registration Act, s.7; electronic maintenance s.9; public access s.10. Institution diagram.

If Chapter 12 explained what rights are, this chapter explains how they are remembered. Kenya's property system is, at its core, a memory system: registers, maps, files, indexes — with a digital transition running through the middle of it. Learn the memory system's architecture and the search, that much abused phrase, finally makes sense.

What the registry holds

The law provides for a land registry in each registration unit containing: the **land register** (with property, proprietorship and encumbrance sections and the recorded user of the land); the **cadastral map**; **parcel files** with the instruments and documents supporting the register's entries; plans; the **presentation book** recording applications in the order presented; an **index** of proprietors' names; and a register of powers of attorney VERIFIED. Registration units are established at county level, and county governments are given access to the documents maintained VERIFIED.

Read that architecture as a set of memory functions, because that is what each piece is for: the register remembers *current positions*; the parcel file re-

members *the evidence trail*; the presentation book remembers *the queue* (and thus what applications are pending against a parcel — a fact bundles of photocopies can never show); the cadastral map remembers *geometry*; the index lets the system find a person's holdings.

The search — and what it can never say

The official search answers, at a moment in time: who is recorded as proprietor; what encumbrances appear; parcel details. It is the single most important routine verification in Kenyan property, and it is exactly the thing fraud is designed around. Hence the disciplines:

- **Search late, and search again.** A search is fresh produce. Fraudulent instruments lodged *between* a diligent search and completion are a documented pattern category; completion-stage re-verification (or the equivalent continuous postings) is standard practice among careful conveyancers.
- **Search the right registry**: county, registration unit, parcel; a search of the wrong registry proves nothing about the right one.
- **Match the search to reality**: the names, the parcel number, the size, the user. A genuine search of a *different* parcel is the oldest trick in the photocopy racket.
- **Understand its silence**: the register does not contain survey reality (walk the ground with the map), unregistered claims (courts and cautions are where those surface), or the physical state of the property. "Clean search" is a statement about the register, not a benediction on the deal.

The digital layer: Ardhisasa and the transition

Kenya's registration law now expressly provides for maintenance of records in a secure, accessible, reliable format including **electronic files**, and for public access to the register by electronic means (or other prescribed means), with access on payment of prescribed fees under the registrar's framework VERIFIED. The Ministry's **Ardhisasa** platform operationalises that: launched in Nairobi in 2021, expanding since, built to let searches, transfers and related transactions happen without visiting an office.

Two honest statements about Ardhisasa, which belong side by side in any serious account:

First, the direction is settled and statutory: digital, national, and deepening — new government announcements describe a full roll-out ambition, and the platform is the government's declared vehicle.

Second, the *present coverage is contested and changing*: credible 2026 accounts differ on whether the platform's services remain Nairobi-centred as a pilot or now span several counties' current registers, and legacy parcels from the paper era are not uniformly migrated CONTESTED. The correct response to that uncertainty is not to pick a side but to adopt the discipline the rest of the book teaches: **for the parcel and county in question, verify the current channel and status at the time you act — online where that is real, in person where it is not — and date-stamp what you find.**

For the operator, the transition creates a second kind of work: reconciliation. A property's paper past must be married to its digital present; files that "are in the system" and files that are not; names spelled differently in 1998 and 2026; parcel histories that need reconstruction. This is unglamorous, billable, and exactly the service-gap territory where a trustworthy operator builds a reputation.

Auditing the record: a practitioner's sequence

Assembled from the architecture above, here is the sequence a careful Kenyan buyer's team works through, in order:

1. **Search** the register; date it; read all three sections.
2. **Compare** the search against the documents in hand (title copy, agreement, seller's identity documents).
3. **Parcel file check** where accessible: trace the chain of entries — how did the seller's predecessor come to be on the register, and the one before that?
4. **Map check**: the cadastral map against the ground; beacons; access; any encroachment or road reserve issue.
5. **Queue check**: the presentation book equivalent — anything recently lodged against the parcel? (And re-check at completion.)
6. **Institutional surrounds**: rates and rent clearances; any cautions, restrictions or litigation indicators; consents needed (agricultural? NLC?).
7. **Physical check**: occupation, tenants, construction status versus approvals.

8. **Completion discipline**: final verification, stamped instruments, registration *in the buyer's name*, then — and only then — the sentence everyone wants to say first: "done."

Reflection

If you took one operational skill from this book into real life this week, make it this: learn the search — what it says, what it cannot say, and what to compare it against. Every other chapter's advice ultimately executes through someone standing at this level of the system, or failing to.

CHAPTER 14

Laws, Regulators and Professions at a Glance

Properties in Kenya are shaped by more law than any book can list, and less law than beginners fear — because most of it acts at the system level, leaving day-to-day decisions to a handful of instruments and institutions you can actually name. This chapter lays them out as a working map, with the year and number you can check for yourself, and one honest warning: **laws change; verify before you act.**

The constitutional foundation

The Constitution's land chapter (Articles 60 to 68) fixes the framework: principles of land policy; classification of land as public (Art. 62), community (Art. 63), and private (Art. 64); the National Land Commission (Art. 67); and protection of the right to property (Art. 40). You do not need to be a constitutional lawyer to hold rights; you do need to know that land in Kenya is a constitutional subject, which is why its disputes carry consequences beyond an ordinary contract quarrel.

The five statutes that do the everyday work

1. **Land Act (Cap. 280; No. 6 of 2012).** Forms of tenure; administration of public, community and private land; leases and charges; compulsory acquisition machinery VERIFIED.
2. **Land Registration Act (Cap. 300; No. 3 of 2012).** The register; registries; registrars; the electronic-records provisions; instruments like cautions and restrictions VERIFIED.
3. **National Land Commission Act (No. 5 of 2012).** The NLC's functions and powers beyond the Constitution's list VERIFIED.
4. **Physical and Land Use Planning Act (No. 13 of 2019).** County development control; permission; agency referrals; the 60-day deemed approval; development fees VERIFIED.
5. **Sectional Properties Act (No. 21 of 2020).** Units and common property; sectional plans and titles; the long-term-lease conversion programme CORROBORATED.

Around these stand the category statutes — **Community Land Act (No. 27 of 2016)** VERIFIED, the **Land Control Act (Cap. 302)**'s consent regime for agricultural land CORROBORATED — and the framing statutes for professionals and tenancies: **Estate Agents Act (Cap. 533)**, **Valuers Act (Cap. 532)**, **Landlord and Tenant (Shops, Hotels and Catering Establishments) Act (Cap. 301)**, **Rent Restriction Act (Cap. 296)** VERIFIED for the agent and tenancy provisions as noted. Taxing and recording statutes — the Income Tax Act (CGT, rental income), the Stamp Duty Act, the rates and finance laws — complete the operational set (Chapter 17).

The regulators, and the professionals they police

Profession / activity	Who must be registered	Where the register lives
Estate agency (sale, letting, management of others' property)	Individuals, partners, company directors practising	Estate Agents Registration Board (Cap. 533)
Valuation	Valuers offering services; annual practising licence	Valuers Registration Board (Cap. 532)
Advocates	Everyone practising law, including conveyancing	Law Society of Kenya / statutory roll
Surveying	Land surveyors signing boundaries, mutations, sectional plans	Survey of Kenya / surveyors' board framework
Architecture, engineering, planning	Signing built-environment plans and applications	Respective statutory boards (per profession)

The register principle generalises: **if the person's work will carry your money or bind your rights, there is a statutory register where their right to do that work can be checked.** Time spent learning to check those registers is repaid the first time it removes one impostor from your table.

The regulatory culture: enforcement is real

A beginner might reasonably ask whether any of this is enforced. The evidence says: increasingly, yes. The Estate Agents Registration Board has publicly instructed consumers to demand registration and practising certificates and to report unlicensed practice VERIFIED. The EACC arrest record includes lands officials accused of charging bribes for the release of processed titles

VERIFIED, and prosecutions over counterfeit title documentation have proceeded in the courts VERIFIED. None of that means the system is clean — the cases themselves show where it strains — but it does mean the honest professional and the informed consumer now have machinery behind them. Use it: verify certificates, keep receipts, report extortion, and prefer channels that leave records.

> **What people often misunderstand.** "Regulated" does not mean "safe on its own." Registration filters for baseline competence and accountability; it does not audit every transaction. The full chain of protection remains: register checks (this chapter), records discipline (Chapter 13), diligence (Chapter 19), and your own questions — the cast of characters doing their jobs is enabled by *you* doing yours.

Reflection

From the regulator table, find the online presence of one board — EARB or VRB — and locate its register-checking or complaint channel. You have now personally touched the accountability layer that most beginners never see and most victims discover too late.

CHAPTER 15

Kenya Is Not One Market

Property prices in Nairobi tell you almost nothing about Mombasa's. A plot's prospects in a maturing municipality differ from its namesake in a rural settlement. Yet the phrase "the Kenyan property market" survives every conversation, flattening a country of 47 counties, several economies and at least three legal microclimates into a headline. This chapter gives you the correct frame — variation is the signal, not the noise — and the method to handle it.

Where variation actually comes from

Variation is not random. It is produced by five forces, each traceable to the system you now understand:

1. **Legal category and tenure mix.** Counties differ in the proportions of freehold, leasehold, community and public land, agricultural control, and the age of their registration. A county where most land is regularly registered and privately held offers a vastly more liquid market than one where tenure is still being consolidated — regardless of demand.
2. **Development control capacity and appetite.** Counties run development permission, plan-making, fees and enforcement under the 2019 Act VERIFIED. Their capacity, speed and even their published fee schedules differ. Two identical plots under two counties can carry different approval timelines and different cost structures for the same building.
3. **Records condition.** The registration architecture is national, but conditions on the ground — which registers are clean, which counties' records have migrated to the digital layer, how quickly searches return — vary, and the current coverage of the digital platform is contested and evolving CONTESTED. Records condition directly prices into land: certainty is worth money.
4. **Demand drivers: jobs, infrastructure, services.** The visible ones — a new road, relocating industries, a port or an airport or a campus — move demand; the invisible ones — water systems, power, security, school quality, hospital access — decide whether demand stays. Infrastructure that *exists and works* beats infrastructure being *announced*; verify completion, not launch.

5. **Economy of the place.** A satellite town growing on commuters, a resort county whose demand is seasonal, an agricultural county with a co-operative boomlet, the capital with its national and international demand pool — each has a distinct rhythm. Price charts drawn from one county, argued into another, are astrology with axes.

What the national evidence can and cannot tell you

You now have two national-scale anchors, and knowing their limits is the point:

- **The construction sector** grew 3.0% in 2023 (after 4.1% in 2022), with public programmes — including state housing completions of roughly 3,357 units in 2023 — among the drivers KNBS names VERIFIED. This is macro texture about the *industry*, not prices in any town.
- **The residential price index** launched in 2026 (2022 = 100) rose overall about 16.8% to late 2025, while houses rose about 32% and apartments fell about 13% CORROBORATED — and, critically, it is built from **asking prices**, with a hedonic method, so it measures sellers' asking positions across segments, not completed transactions. It is a national thermometer, not a local price list, and Chapter 16 will make even the thermometer read carefully.

What neither source can tell you is what a specific quarter-acre in a specific estate should fetch this month. For that, the honest practitioner assembles local evidence: recent comparable *transactions* (via advocates, developers, lenders), stamp-duty valuations as a floor, days-on-market observations, and the state of the bundle. Chapter 19 turns this into a checklist; Chapter 23 visits the data question head-on.

The method: ask a county-shaped question

When you look at any property, replace "what is the market doing here?" with five answerable questions:

1. **Category and consent map:** what kind of land is it legally, and which consents does its county insert into transactions? (Agricultural consent regimes do not stop at county boundaries; but boards, practices and timelines differ within them.)

2. **Planning reality:** what does the county's current plan permit here — and can you obtain a written view before committing money?
3. **Records reality:** can a search issue today; is the county on the digital platform; how far back do registry records run cleanly?
4. **Infrastructure reality:** which services exist at the boundary; which are promised; who maintains them?
5. **Demand reality:** who actually buys/rents here, at what price, sourced from whom — and what would falsify the story?

Two of these (1 and 3) are verifiable in days through the institutions in Chapter 7; two (2 and 4) are verifiable with documents and site visits; the fifth is where local professionals earn their keep — choose them by the Chapter 6 tests, and ask for their evidence, not their vibes.

A worked illustration (clearly labelled)

Illustrative scenario — not market data. Three buyers each have KSh 3 million and look at quarter-acre plots: one in a peri-urban municipality on a trunk road, one in a rural agricultural area with a fresh cooperative factory, one in a satellite town whose main employer is rumoured to be leaving. The first buyer's risk is price (the area is bid up); the second's is process (consent, survey, subdivision timelines); the third's is *story* (the rumour may be true — and unknowable cheaply). The same budget does not buy comparable things, because the dominant risk differs. Chapter 24's screening framework formalises what this illustration shows: **risk is county-shaped and story-shaped, and your job is to name which kind you are being offered.**

> **What people often misunderstand.** "Growing areas" are not a strategy; they are a label. Growth claims arrive with a verb — a road *will* reach, a plant *will* open — and the verbs are unverified until the infrastructure exists and operates. Pay for what exists; discount what is announced; price what is unknown.

Reflection

Choose the county where your likely next move lives. Answer the five county-shaped questions in bullet points, marking each answer as fact (and its source), estimate, or unknown. That page is a miniature market report — and the standard the rest of this book will hold your decisions to.

PRACTICAL SESSION IV

Practical Session IV — Records, Registers and Reading Your County

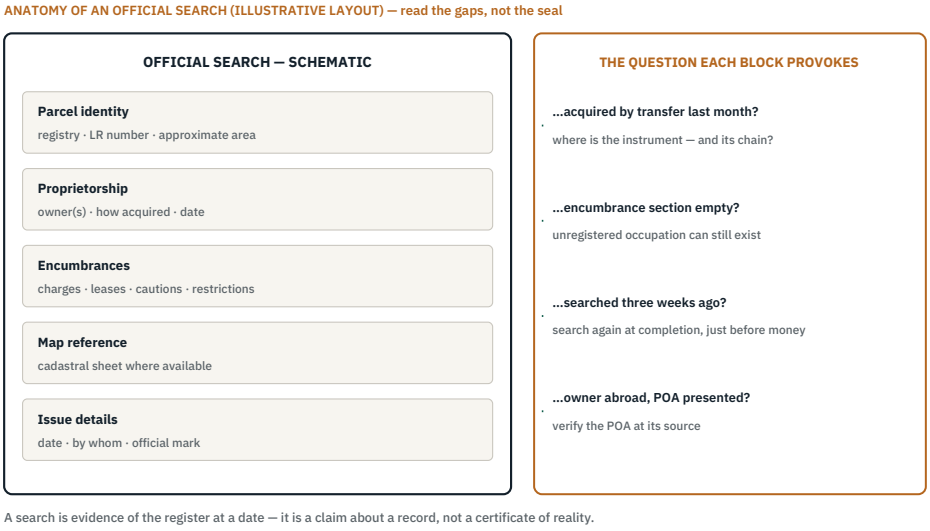

Figure 18 — Anatomy of an official search, and the question each block raises. Registry contents per Land Registration Act, s.7. Schematic — actual formats vary by registry and service channel. Institution diagram.

Part IV gave you the rights framework, the records, the regulators and the market's geography. This session turns each into a live instrument: a search-reading lab, a register-check walkthrough, and a county profile you build yourself.

Exercise 4.1 — The search-reading lab

Below is a schematic of an official search result (illustrative layout; the actual format varies by registry and by whether the service is delivered through the digital platform or a registry counter). Read it the way Chapter 13 and 19 teach — not for its headline, but for what each block can and cannot establish.

Search block	What it typically states	What it establishes	What it does NOT establish
Property description	Registry, parcel number, approximate area	Identity of the registration unit	Ground boundaries, actual occupation
Proprietorship	Registered owner(s), how title was acquired, date	Who can prima facie transfer	Whether the owner's capacity (marital, corporate, estate) is in order
Encumbrances	Charges, leases, cautions, restrictions registered	What is on the register — as at the search date	Unregistered claims, tenancies that never registered, boundary facts
Map / acreage note	Reference to cadastral sheet where available	The registry's geometry layer	Whether the fence matches the map
Issue date and seal	When asked, by whom, official mark	The all-important *as at when*	What will be true at completion — hence the fresh search

Drill. Take the pattern above and write, for each row, the follow-up question you would ask if the search cost you the last of your budget. Example: proprietorship acquired "by transfer" last month → question: *where is the instrument, and is the seller the same person or an immediate assignee the search has not seen?* The skill is not reading the search; it is reading the search's *gaps*.

Exercise 4.2 — Registers you can check this week (free)

A walkthrough drill. For each register, spend fifteen minutes actually locating it: its website or office, its search method, and its verification wording. Then write one line: what claim of yours would this register verify?

1. The advocates' roll (Law Society of Kenya) — verifies: the advocate on your engagement letter.
2. The estate agents' register (EARB) — verifies: the agent and, in the board's own public advice, the current practising certificate.
3. The valuers' register and licensing (VRB) — verifies: the valuer signing your report.
4. The land registry search service for your target area — verifies: the register facts at a date.
5. Company and business-name searches — verifies: that a corporate seller exists, and who its officers are (an often-skipped second step: authority, via the company's own documents).

Debrief. Notice the pattern: your side of the table has *six* independent checks available before serious money moves (plus the ground visit), and most are free or near-free. The asymmetry this creates is the practical core of the whole book: verification is currently cheap; trust is currently expensive; the operator who rebalances the two owns the field.

Exercise 4.3 — Build your county profile

Chapter 15 argued that Kenya is not one market. Here is the field kit to turn that into your own one-page county profile. Fill it for the county you actually operate in; then fill a second copy for a neighbouring county and compare — the comparison is the education.

A. The rulebook layer. Which planning documents govern (county spatial plan; local plans; any special planning area gazetted — Chapter 8's s.52 mechanism)? Where are development-permission applications lodged, what do they cost, and what is the observed processing rhythm (not the statutory clock — the rhythm)? Which offices handle rates clearance, and what documents do they demand for it?

B. The records layer. Which registry unit(s) serve the county? Which services currently run through the digital platform and which require the counter — verified for *this week*, not last year (the platform's coverage is the ledger's standing CONTESTED item — Chapters 13 and 23)? What are realistic search and consent lead times at those offices, by routine inquiry and recent experience?

C. The market layer. Where does the county sit on the infrastructure map — which roads, utilities and facilities are *built* versus *announced* (Chapter 3's flows lesson; Chapter 15's 60/90-day rule for permissions applies to infrastructure claims in spirit)? What product types dominate new supply — and recall the national divergence of the official index while doing this: houses up, apartments down, on an asking-price basis (Chapters 1 and 4). What are the county's practical demand drivers: administration and its staff, agricultural processing, tourism, port or border trade, student populations?

D. The stress layer. What single-facility dependency does the county's property market carry (one major employer, one water source, one access road)? What does the county's own fiscal or rate-collection behaviour suggest about service reliability (Chapter 7's public-interest layer)? Where has enforcement visibly happened recently — demolitions, restoration orders, compli-

ance drives — because enforcement geography teaches more about a county's development discipline than any policy document?

Worked micro-example (composite, for calibration). A reader profiling a peri-urban Kiambu corridor would find: agricultural parcels dominating the target zone, which makes LCB consent the gate that rules the timeline (Sessions II–III); a registry whose search routines matter more than its ceremony; development pressure from a single arterial road; and rate arrears as the recurring clearance surprise. The reader's conclusion should not be "Kilimani is better" but "here, the decisive risks are consent sequencing and servicing assumptions" — county profiles are risk-priority lists, not rankings.

Exercise 4.4 — The five-question county interview

To stress-test your written profile against reality, put five questions to two practitioners who work the county daily (an agent and an advocate, or a surveyor and a manager): *What gate delays transactions most here? Which documentation problem appears most often? What do buyers misunderstand about this county's land category maps? Which project type is over-supplied right now, in your view? What changed in the last twelve months?* Write their answers beside your profile's rows. The gaps between your desk research and their lived patterns are your study syllabus for the quarter — and a reminder of Chapter 15's rule: local markets reward local questions.

Session deliverable: a completed search-gaps drill sheet, a six-register check list with URLs or office notes, and a one-page county profile for your operating area with its five-question annotations.

PART V

Follow the Money

CHAPTERS 16–18

Prices, rents, costs, taxes, credit and return. This part assembles the full money stack of a property transaction, with dated figures, cited rates and worked examples — and the arithmetic of when leverage helps and when it inverts.



CHAPTER 16

Property Economics

Money is where property stops being romantic. This chapter explains what actually drives value, price and rent in Kenya — carefully, because the difference between a *price* and a *value* is where fortunes are quietly made and lost.

Value, price, rent: three different animals

Value is an assessment of worth under stated conditions. **Price** is what a transaction records — or asks. **Rent** is the periodic payment for use. The three connect but never merge:

- A seller can *ask* any price; the market decides whether anyone signs.
- A buyer can *believe* a value ("this is worth 12 million!"); the sale records what actually passed.
- A valuer *assesses* value for a purpose — "market value" for a bank differs from "forced sale value" and both differ from "sentimental value"; that is why a valuation report always names its basis and date.

For a Kenyan beginner, the practical translation is blunt: **the only price that matters is one somebody actually paid, and Kenya does not publish those systematically.** The registry records ownership, not the consideration that changed hands (tax records hold valuations for duty purposes, which are administrative assessments, not sale prices). Property portals are columns of *asking* prices. Which is why the most important piece of market evidence in this entire book is one caveat: when the Kenya National Bureau of Statistics launched the country's first official residential price index in 2026, it was built from **asking prices** — and the agency attached a further caveat: the index should be read as an indicator of market direction and seller expectations, not realised values CORROBORATED.

That single sentence reframes everything a Kenyan property headline can say. Read "prices rose" stories with the knowledge that even the national index measures what sellers hoped and asked, not what buyers paid. Formal evidence of achieved prices — through advocates, developers, lenders, stamp duty valuations as a floor — must be assembled locally and privately. Chapter 19 shows how; Chapter 23 maps the wider data landscape.

What actually drives value: the five forces

Demand — actual users. Value begins with people who need to use the property: households wanting to live somewhere, businesses wanting to trade somewhere. Demand is countable: how many households can afford this band, how many businesses need this location, how fast is the catchment growing? "High demand" without countability is marketing.

Supply — what exists and can arrive. Land is finite; buildings are slow. Supply responds to price with a lag measured in years (approval, construction, financing), which is why property cycles are long: by the time supply arrives, demand conditions have often changed. Nationally, construction sector growth has been modest in recent years — 3.0% in 2023 after 4.1% in 2022, per the official data, with public housing completions a visible share of large-scale delivery but small relative to the market VERIFIED.

Credit and its price. Property is the most credit-sensitive asset Kenyan households touch. The Central Bank's 2025 supervision data shows a mortgage market of roughly 30,762 accounts and KSh 307 billion outstanding — with an average loan around KSh 10 million, an average rate of 13.5%, and a non-performing ratio of about 16.3% CORROBORATED. Two readings matter: 30,000-odd mortgages is a very small formal credit market for the country's needs — most property is bought with savings, family, saccos, or incremental cash — and at 13.5%, financed property must clear a very high bar to cash-flow positively (Chapter 18 does that arithmetic in the open). When credit loosens, prices respond; when rates rise, both demand and the resolution of distressed sellers change.

Expectations and narratives. Kenyan property runs on stories — a bypass "opening up" an area, a capital city's boundary drifting outward, an industrial park "coming." Expectations move prices *before* anything is built, which creates both the fastest gains and the deepest traps. The discipline learned in Chapter 4 applies with compound interest: date the story, price the probability, and pay only for what exists plus a discount for what is promised.

Infrastructure: existing beats announced. Roads, water, power, drainage, security, schools — the physical systems that make land usable. Kenyan experience offers both patterns: areas transformed by completed infrastructure, and land bought on announcements that sat for a decade. The rule: **completed and operational** is a priced fact; *announced* is an option with an unknown strike date.

Rent: the quiet engine

For most Kenyan property owners — and this book's operator audience especially — rent is the fundamental return. Rent behaves differently from price, and the differences are actionable:

- **Rent tracks users' incomes and alternatives**, not sellers' enthusiasm. When people say "rents have stagnated," follow the wage and vacancy reality; when they say "rents have doubled, ask anyone," find the leases.
- **Rent is granular.** A property's rent is set by its specific micro-location, type, finishing, services and security — not by national index numbers.
- **Rent has costs attached.** The number on the advert is gross. Service charges, repairs, vacancy, management and taxes come out before anything reaches the owner (Chapter 17).
- **The price-to-rent relationship is the yield**, and Chapter 18 will show you how the arithmetic works — including why the national divergence between houses (up about a third) and apartments (down about a tenth) between 2022 and late 2025, per the official asking-price index, warns that "property" as a single asset class is a fiction CORROBORATED.

Segment divergence: one word, many markets

The 2026 index's own numbers teach the chapter's most important lesson: an aggregate hid a 32% rise in the house segment and a 13% fall in apartments over the same period CORROBORATED. If the national picture splits that sharply, then "the market" is always shorthand for *which* market: which type, which county, which price band, which buyer. Every conversation about price should carry its segment labels or admit their absence. That is not pedantry; it is the difference between "property" as a slogan and property as the asset you can actually own, finance, rent and sell.

> **What people often misunderstand.** "Land doesn't depreciate." Land itself may hold value, but what you buy — a *parcel with rights* — can lose value in real terms while the ground stays put: through encroaching restrictions, ageing services, changing planning, taxes, opportunity cost, and the simple fact that a plot nobody can finance trades at what the few cash buyers will pay. Depreciation is a property of the bundle, not the soil.

Reflection

Write down the property you are most likely to act on in the next two years. Now write, for it: who the *user* demand actually is; what supply could arrive nearby; how a 13.5%-rate credit market affects the likely buyer pool; which infrastructure exists today versus is promised; and which segment label you would give it. Five lines of honesty — and you have done what most participants never do before spending real money.

CHAPTER 17

Costs, Taxes, Fees and Who Pays What

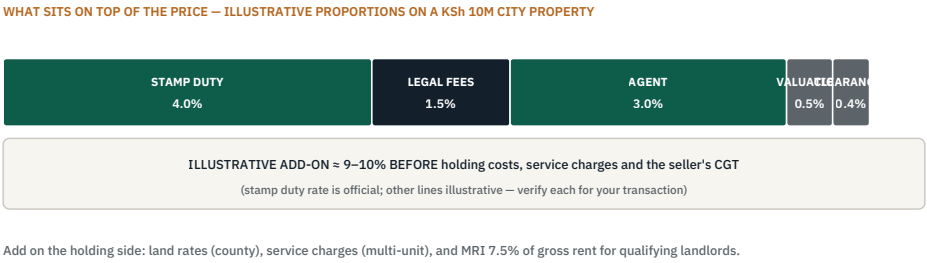

Figure 11 — The buying cost stack. Stamp duty rate per official procedure portal; all proportions illustrative — not market data.

The advertised price of a property is fiction at the edges: the deal's real cost is the price plus the stack of charges, taxes and fees that sit on top — and in Kenya that stack is thick enough to change decisions. This chapter assembles it, names who pays what, and marks which figures are current enough to trust and which must be re-verified before any transaction. Then it does, in the open, the tax arithmetic that most guides mangle.

The transaction stack: buying

Item	Typical basis	Notes
Stamp duty	4% of assessed value within cities/municipalities; 2% outside VERIFIED	Assessed via government valuation; paid through KRA channels before registration
Legal fees (advocate)	Commonly scaled to value — practitioner estimates around 1–2% INDICATIVE	Negotiable; the statutory advocates' remuneration framework applies
Agent commission	Statutory schedule for sales: 10% of first 100k, 6% of next 900k, 3% of residue — widely negotiated down to 2–5% at higher values in practice INDICATIVE	Get the figure and payer in writing; confirm whether one side or both is paying
Valuation (for stamp duty)	Administrative government valuation; private valuation extra	Conservative by design; it values for duty
Registry/ registration fees	Prescribed small charges	Paid at registration stage
Clearances	Land rates and land rent arrears, where applicable	Must be settled for clean transfer; budget them as part of the buy
Consents	Land Control Board (agricultural land) and, in applicable cases, NLC consents; conversion costs for sectional transitions	Timing and existence of these is itself a diligence item

The transaction stack: selling and holding

- **Capital Gains Tax:** on the net gain, at **15%, a final tax**, per current KRA guidance — computed as transfer value less acquisition and incidental costs including qualifying improvements, interest, advertising, valuation and legal costs CORROBORATED. Note the same guidance family contains a superseded edition still found online quoting the old 5% rate; when a taxpayer and a tax officer disagree because one of them is reading a stale PDF, the current edition wins. Use the official current guidance; re-check before relying.

- **Rental income tax:** for individuals' residential rents within the middle band (annual gross between roughly KSh 288,000 and KSh 15 million), Kenya runs a simplified regime at **7.5% of gross rent, no deductions**; larger portfolios, companies and commercial rents fall under the standard regime where expenses can be deducted CORROBORATED. Confirm current thresholds and rates for your specific case.
- **Land rates:** annual county charges on land — county by county realities (Chapter 15); arrears block clean transfers.
- **Service charges:** private, not tax — but they are a genuine recurring cost of occupation in multi-unit properties, and their governance quality shapes an apartment's attraction (Chapter 11).
- **VAT:** may apply to commercial lettings depending on status; treat as an item to confirm with a tax professional when applicable — not to guess.

WORKED EXAMPLE — STUDY NOTES · MONTHLY RENTAL INCOME TAX (7.5%)

The simplified regime for qualifying residential rent: tax is 7.5% of *gross* rent — no expense deductions — filed monthly. The band for resident individuals' residential rental income is KSh 288,000–15,000,000 per year.

Monthly rent received (illustrative)	KSh 45,000
Simplified tax at 7.5%	KSh 3,375 / month
Annual equivalent (12 × 3,375)	≈ KSh 40,500
Standard regime comparison	Tax on net profit; expenses deductible — relevant outside the band, for commercial lettings and for companies. Confirm which regime applies to your case.

Verify before relying: regime thresholds and filing mechanics change; confirm with KRA's current guidance or a tax adviser. The contrast with the standard regime — and the fact that the simplified rate applies to gross, so it is regressive at low margins — is the teaching point.

Who really pays? Incidence, not description

Taxes and fees are written as rules; they are paid as deals. Three incidence lessons from practice:

1. **Stamp duty is legally the buyer's burden in most transfers — and economically shared.** In soft markets, sellers price their net; in hot markets, buyers absorb. What matters at your table: who pays, from whose cash, and how the agreement records it. Ambiguity here becomes a dispute later.
2. **Agent commissions move with bargaining power.** The statutory scale exists; reality negotiates. Knowing the scale without knowing the practice leads to overpaying; knowing the practice without the scale invites being overcharged. Know both.
3. **The tax that surprises sellers is CGT.** Sellers who priced "net of everything" often forget it, discover it at filing, and attempt to reopen — usually failing. Price your exit with the tax line included, from day one. If you are the buyer, resist being asked to solve the seller's tax problem through creative paperwork; it becomes *your* problem.

The cost of the bundle's fog — a true item worth its own line

The most under-budgeted item in Kenyan property is **regularisation**: clearing arrears, correcting records, obtaining consents or conversions that should have been handled earlier. When you buy "cheap because of paperwork," your true purchase price is the discount *minus* the cost of the work, *plus* the risk that part of the work cannot be done at all. Professionals' checklists (Chapter 19) exist to price this line honestly before agreeing, rather than discovering it after.

The worked example: does 7.5% beat 30%? The regime boundary lesson

Here is a mistake readers make: comparing the 7.5% simplified rental rate to the top income-tax band and concluding the small landlord has a "bargain." The comparison is meaningless across different tax bases. The meaningful comparison is run under each regime on the *same* property's real numbers:

WORKED EXAMPLE — STUDY NOTES · REGISTRATION COST STACK ON A KSH 10,000,000 CITY PROPERTY

An illustrative assembly of the buyer's transaction costs, using the *verified* stamp-duty rate and clearly labelled indicative lines for the rest. Sources and dates: Chapters 16–17 and the references.

Price paid	KSh 10,000,000
Stamp duty — 4% within cities/municipalities (official rate; 2% outside)	KSh 400,000
Legal fees — assume ~1.5% (indicative practice range)	KSh 150,000
Agent commission — assume 2% (negotiated; statutory scale is 10/6/3% sliding)	KSh 200,000
Valuation/administration	KSh 40,000
Total exposure	**≈ KSh 10,790,000**

Read the geography: the same transaction upcountry carries 2% duty — KSh 200,000 less on this price. Duty basis, valuation mechanics and who contractually pays are Chapter 17's core; every line here must be re-priced for your transaction and date.

Check the arithmetic: at these assumptions the simplified regime is cheaper on tax; change the expense ratio, and the ranking can reverse. The transferable lesson is not the number — it is **identifying which regime applies to your facts** (property type, owner type, income level), because the boundary decides more than the rate does.

> **What people often misunderstand.** "Cash deals avoid costs." No: cash avoids *financing* costs; duty, consents and registration still attach, and skimping on the verification layer to save fees is how cash buyers become the industry's favourite tragedy. Budget the professional layer — it is the cheapest insurance in the stack.

Reflection

Rebuild the transaction stack for the property you are most likely to buy, with your own assumptions. Then find, for each line, the *institution* that collects or verifies it (Chapter 7's table). Anything you cannot name an institution for is either private (name the professional) or unverified (mark it) — and both of those are actionable before money moves, and damage control after.

CHAPTER 18

Financing and the Arithmetic of Return

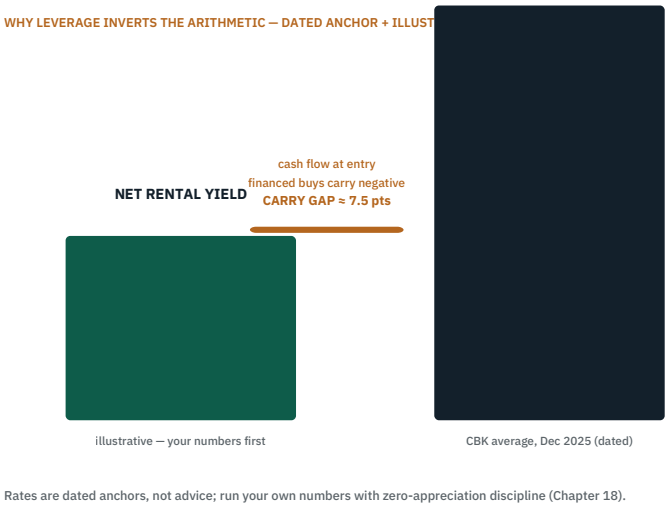

Figure 12 — The carry gap: illustrative net yield against the CBK-reported 2025 average mortgage rate (13.5%). Rate source: CBK 2025 supervision data; yield illustrative — not market data.

Financing is leverage: it multiplies outcomes, in both directions, and multiplies the *speed* at which outcomes arrive. This chapter does the arithmetic Kenyan property conversations usually skip, using real, dated anchors — and then hands you the discipline to run it yourself.

The Kenyan financing landscape, honestly stated

The formal market first, because it is measured: about **30,762 mortgage accounts** and **KSh 307 billion** in outstanding residential mortgages at the end of 2025, with an average loan of about **KSh 10 million**, an average interest rate of **13.5%**, and non-performing loans around **16.3%** of that book — concentrated among just nine institutions holding over 90% of the market CORROBORATED. Read carefully: the average loan size is large, the market is small relative to the country, and the regulator's own analyses name low incomes and high property prices as the binding constraints. The formal mortgage is, for most Kenyans, aspirational rather than typical — which is why this chapter also matters for owners who never borrow: *the opportunity cost of*

your own money has a rate too (falls, sacco dividends, treasury yields, business returns), and return arithmetic must include it.

Beyond mortgages: developer instalment plans for off-plan units; sacco and chama financing; family contributions; incremental self-build financed by cash flow; and informal credit whose cost is often invisible until it compounds. Nothing in this chapter is advice to borrow or not to borrow; it is instruction in seeing what borrowing does.

The four numbers that decide everything

1. **Gross yield** = annual rent ÷ price. A 10M flat let at 65,000/month grosses 780,000 — 7.8% gross yield. Attractive? Wait.
2. **Net yield** = (rent − operating costs − vacancy allowance) ÷ price. Costs (service charge recovery aside, repairs, management, insurance, arrears) commonly take 15–30% of gross; a month's vacancy per year is a normal allowance; taxes take more. The same flat nets, say, 500,000–550,000 — 5.0–5.5% net. Still respectable — *if you bought cash*.
3. **Cost of money** = the rate on the money you used. If you borrowed at 13.5% (the 2025 average, dated) to buy the flat yielding 5.5% net, the arithmetic does not close on cash flow: you are negative roughly 8 percentage points on the borrowed portion, hoping appreciation and rent growth outrun the gap. Sometimes they have. That is a bet, and bets need to be named as bets.
4. **Return on equity, properly built** = net cash flow + principal repaid + (or −) value change, divided by your actual cash in. This is the only number that describes what *you* earned — and it can be positive while cash flow is negative (if appreciation outran the carry) or negative while cash flow is positive (if value fell or costs spiked). Both have happened in Kenya, in the same decade, in different segments.

WORKED EXAMPLE — STUDY NOTES · MORTGAGE ARITHMETIC ON THE SAME PROPERTY (60% FINANCED)

The dated anchor: CBK's 2025 supervision data put the average mortgage rate at 13.5% and the average loan at KSh 10M across 30,762 accounts. Arithmetic below uses a 15-year amortising loan on a KSh 5.1M facility (60% of KSh 8.5M).

Loan principal	KSh 5,100,000
Rate (dated anchor)	13.5% p.a.
Tenor	15 years (180 months)
Monthly instalment (amortising)	≈ KSh 66,200
Year-1 interest (approximate)	≈ KSh 688,500
Illustrative achieved rent	≈ KSh 45,000 / month
Monthly carry gap before costs	**≈ −KSh 21,200**

This is why Chapter 18 insists on zero-appreciation discipline: at the dated average rate, financed property carries negative monthly cash flow at entry unless rents are exceptional or the down-payment far larger. Recent policy directions toward fixed-rate lending may change the terms — check current market offers. Rebuild every number with your own facility letters.

Check the arithmetic: the monthly instalment is computed from the stated assumptions and rounded; every figure can be reproduced with a standard amortisation calculation. This is the shape of prudence: assumptions listed first, arithmetic visible, and the conclusion phrased as a consequence of the assumptions rather than a promise about the world. When a deal's presenter cannot show you this shape, you have learned something about the presenter.

Appreciation, honestly

Expected appreciation enters every Kenyan property story and almost no honest model. The correct inputs: the segment's recent direction (recall the divergence — houses rising, apartments falling, on asking-price evidence CORROBORATED), the local supply pipeline, infrastructure that *exists*, and the credit environment. The correct output: a range, stress-tested downward, never a point promise. A useful discipline: run your model with appreciation set to zero. If the deal only works if prices rise, you are no longer buying property; you are buying the story.

Financing traps worth naming

- **Pricing off asking prices.** If your rent or resale assumptions use portal listings, remember the asking-achieved gap practitioners estimate at 10–30% INDICATIVE — and discount accordingly, then discount again for stress.
- **Hidden total cost of credit.** Rates quoted as months-tenor-linked may move; processing fees, insurance, facility fees and restrictive covenants stack. Compare *total* cost, not headline rate.
- **The instalment-plan illusion.** Developer plans often quietly price a financing benefit into the unit price; compare "plan price" cash-equivalent against a market comparable. Also verify what stands behind delivery: a plan to pay a developer who never obtains approvals or never converts long-term leases (Chapters 10, 12) is a way to finance someone else's problem.
- **Duration risk on leaseholds.** As the unexpired term shrinks, both financeability and price erode — the debt may outlive the useful security. Check the term, and its renewal mechanics, before any lender does it for you.
- **Currency and income mismatch.** A shilling income against a dollar-denominated expectation is a plan, not a position.

The return conversation, reset

Put the pieces of Part V together and the book's money philosophy is compact: **rent is the engine, costs are the drag, credit is the multiplier, appreciation is the question mark, and taxes are the tolls.** Every serious Kenyan property decision is a sentence with those five words in it. When you meet a proposal that uses only one of them — usually appreciation — you now know exactly which four are hiding in its fine print.

> **What people often misunderstand.** "I'll wait for rates to fall." Rates are one input into a system with many moving parts; waiting has costs too (opportunity, price drift, the property someone else buys). The skill is not forecasting rates; it is structuring a deal that survives the rate you actually get — and knowing, in advance, the number at which you walk.

Reflection

Run the four numbers on any property you are considering, with your honest estimates and zero-appreciation assumption. Then write the walk-away condition: the rate, the vacancy level, the cost overrun, or the asking-discount below which you decline regardless of how much you like the place. Deciding this in advance, in writing, is the entire difference this book is trying to make.

PRACTICAL SESSION V

Practical Session V — The Numbers Lab

Part V's chapters gave you the concepts — supply and demand, the cost stack, yields and carry. This session is where you do the arithmetic yourself. Everything below uses an illustrative property and clearly labelled assumptions; the numbers are chosen to be realistic in shape, not to be market data. Rebuild every table with your own numbers: the session's product is the method, and the method transfers.

The lab property (illustrative, not market data)

A two-bedroom apartment, ready and previously let, asking KSh 8.5M (consistent with the median apartment asking-price ranges reported for urban zones in the official index's 2026 analysis — but treat the figure as illustrative for this lab). Achieved (not asking) rent estimate: KSh 45,000 monthly; the building's service charge: KSh 7,000 monthly, paid by the landlord for this exercise; vacancy allowance: one month per year; management at 8% of collections if hired out; the buyer's funding: partly cash, partly a facility at a rate anchored to the CBK-reported 2025 average (13.5%) — the lab shows both leverage and no-leverage outcomes.

Table 5A — The acquisition stack (rebuild with Chapter 17's verified rates)

Line	Basis	Amount (KSh)
Price	agreed	8,500,000
Stamp duty	4% (city/municipal, official rate)	340,000
Legal fees	~1.5% (indicative practice range)	130,000
Agent	negotiable; lab assumes 2%	170,000
Valuation/other	administrative	40,000
Total exposure		**≈ 9,180,000**

Lab question 1. Your true yield base is the stack — not the sticker. Compute: does a 4% duty assumption versus a 2% duty assumption (upcountry location) change your entry arithmetic enough to change your decision? Write the two columns side by side before answering; the point is that duty geography is a *decision variable*, not trivia.

Table 5B — The operating year (two regimes)

Line	Landlord-managed	Agent-managed (8%)
Gross rent (11 months, vacancy-adjusted)	495,000	495,000
Management fee	—	39,600
Service charge (landlord's share)	84,000	84,000
Repairs & replacement reserve (assume 1.5% of value)	127,500	127,500
Net operating income	**283,500**	**243,900**

Lab question 2. Net yield on the stack: no-leverage, ≈3.1% (landlord-managed) and ≈2.7% (agent-managed). Compare those honestly against Chapter 16's cited gross ranges (≈7–8% gross, fading to ≈5% or below net for standard units) and against the chapter's defining contrast: a treasury instrument's ~10% before tax at the time of research. Now answer the question the chapter insists on: *under what conditions does this purchase make sense?* Legitimate answers exist — rent escalation, capital growth claims, use value, portfolio strategy — but each must be argued with dated evidence, not assumed.

Table 5C — Leverage both ways (60% LTV at the 13.5% anchor)

Line	No leverage	60% financed (5.1M at 13.5%)
Cash invested	9,180,000	4,080,000
Interest year 1 (approximate)	—	688,500
NOI (landlord-managed)	283,500	283,500
Cash flow after debt service	+283,500	**−405,000**
Return on *cash* if value flat	+3.1%	−9.9%

Lab question 3. The carry gap made personal: at the dated average rate, the property must deliver capital growth of roughly 10% *on the financed portion* in year one merely to break even on cash. Chapter 18's stress rule — *model zero appreciation and survive* — now has numbers under it. Two follow-ups every reader should complete: (i) recompute at a rate scenario 300 basis points higher and lower; (ii) recompute with rent 15% lower than assumed. The

scenario that "kills" the deal under both stresses is your honest risk answer, not the headline number.

The tax layer, correctly assembled

Work through the landlord's obligations with dated discipline (Chapter 17): residential rent within the middle band → simplified regime, 7.5% of *gross*, no deductions, monthly filing; larger portfolios, company-held or commercial lettings → standard regime with expenses, and the landlord should confirm which regime applies rather than assume. Then the exit layer: on disposal, CGT at the currently guided 15% of *net* gain (proceeds less acquisition and qualifying incidental costs), explicitly *not* the 5% figure that still circulates in superseded documents — the lab's final question asks you to name the two documents that disagree and state which one is current and why.

Lab extension — the comparables discipline

Chapter 16's first honest table was a comparables grid. Rebuild it here as an instrument: five candidates, columns for asking price, days listed (or time to sell if known), achieved evidence (if any), rent evidence, service charge, age and condition, and a written adjustment note for each pair of differences. The lab's rule: **a comparables grid with no written adjustments is a list, not an analysis.** The written column is what converts observation into judgment — and judgment, in the coming years, is the scarce complement to data.

Session deliverable: your own version of Tables 5A–5C with source-dated assumptions, the two stress recomputations, and one comparables grid with written adjustments. All of it goes in the file; the file is what makes the second deal faster than the first.

PART VI

Understand Risk and Trust

CHAPTERS 19–21

Where trust breaks, diligence must work. This part is the book's operational core: the five-dossier diligence method, documented fraud patterns with proportionate language, and the pathways disputes actually take in Kenya.



CHAPTER 19

Due Diligence as a Discipline

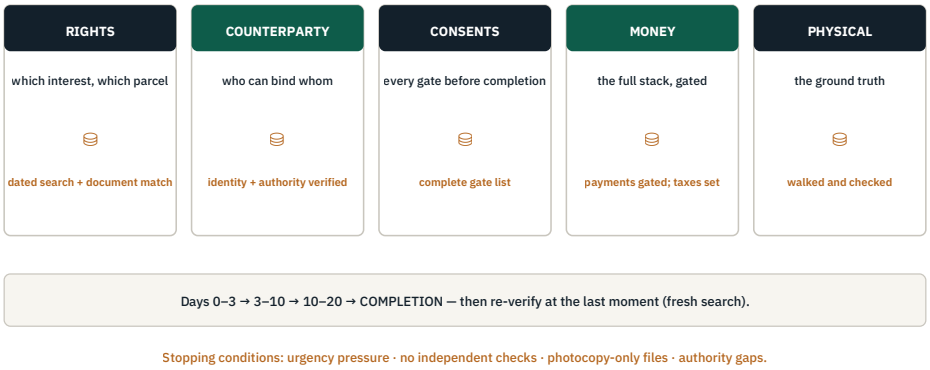

Figure 13 — Five dossiers, five gates, and the diligence calendar. Institution diagram.

Everything in this book converges here. Due diligence is not a form, a vibe, or a lawyer's ritual; it is a **discipline of sequenced verification** that stands between your money and every risk the system can see. This chapter gives you its structure, its gates, and the questions that make it real — for a purchase, a lease, a loan, or a project.

What due diligence actually is

Due diligence is the practice of converting unknowns into verified facts, in an order that never exposes money to unverified risk. That last clause is the whole design. Verification without sequencing is homework; sequencing without verification is theatre. Both together are diligence.

The object being examined is not just "the property." It is the **deal**: the property's rights and records, the counterparty's capacity and authority, the consents and clearances the transaction crosses, the money structure, and the exit. A diligent team examines all five, and each of the five has gates: points where money should not pass until an item is verified.

The five dossiers

1. The rights dossier. What exactly is being transferred — which interest, in what category and tenure, on what parcel? Evidence: the register search

(Chapter 13), the parcel file's chain, the cadastral map, and the documents of title in hand, all date-matched. Gate: *no meaningful money before a dated search and a document match.*

2. The counterparty dossier. Is the person or entity across the table legally able to do this deal? Individuals: identity, capacity, marital-property considerations where they apply, authority if acting for others (a genuine power of attorney; a grant of representation for estates). Companies: who binds them, per what resolutions and documents. Gate: *no money to an impostor or an unauthorised agent* — verify identity against the records, not against warmth.

3. The consent and clearance dossier. Every gate the transaction crosses: Land Control Board consent for agricultural land's controlled transactions — where absence means voidness, not delay CORROBORATED; county clearances for rates; land rent for leaseholds; NLC consents in applicable public-land-linked cases; sectional conversion status for units in scope of the 2020 Act CORROBORATED. Gate: *no completion on an incomplete gate list*; and no construction on unapproved plans (Chapter 10's offence-and-restoration regime VERIFIED is diligence content too).

4. The money dossier. The stack of Chapter 17, built with institutions named: who pays stamp duty and how it flows through KRA's assessment VERIFIED; the seller's CGT exposure recognised in pricing; clearances settled; the deposit's escrow-or-not; the financing's total cost. Gate: *no payment released ahead of its gate condition, and no silent assumption that "the seller will handle" a tax that legally attaches to them and practically rebounds on you.*

5. The physical dossier. The ground truth: occupation, tenants and their terms, boundaries and beacons against the map, services, construction status versus approvals, and the condition of what you are actually acquiring. Gate: *no deal on a description you have not stood on.*

The diligence calendar

Diligence is usually run against a clock (a seller's timeline, a financing offer's validity), which is why order beats thoroughness-in-principle:

Window	Work
Days 0–3	Search issuance; document match; counterparty verification begun; consent-pathway identification (category check)
Days 3–10	Parcel-file chain; map and site verification; consents applied or confirmed; clearance statuses; valuation for duty mechanics
Days 10–20	Financing conditions; agreement conditions resolved; escrow arrangements; tax mechanics confirmed
Completion window	Final search/postings check immediately before registration; stamped instruments; registration in the buyer's name; documents handed over

Timelines vary with registries, counties and counterparties — but the *shape* holds: verify rights and counterparty before committing; complete consents and clearances before completion; re-verify at the last moment, because that is exactly when fraud, arrears and new cautions are engineered to appear.

Diligence for the other journeys

Renters. Smaller diligence, same logic: verify the landlord (or the manager's mandate), the premises' state, the deposit's treatment, the service charge's basis, and the written agreement's terms — because for most dwellings, the written contract is effectively the governing law (Chapter 11). Ask for receipts; keep every payment trace.

Lenders' customers. Your lender's valuation, insurance requirements and conditions are diligence you don't control — understand them, but do not outsource your own checks to them; their exposure is capped by your deposit and their security, while your downside is the whole endeavour.

Developers. Diligence extends backward through your supply chain (contractors, professionals, materials) and forward through approvals: the s.59 requirement that plans be prepared by registered professionals VERIFIED exists so that the county — and, incidentally, your future buyer's diligence — knows who stands behind what.

Operators (Chapter 22 preview). Diligence applies to clients too: which owners, which tenancies, which arrears, which properties' records are clean enough to manage without inheriting someone else's liability.

The red flags that should stop a diligence clock (and the deal with it)

Assembled from the verified pattern evidence and the structures throughout this book, these are not "warning signs" in the soft sense; each is a stopping condition pending resolution:

- Money demanded before a search and document match, on urgency grounds.
- The seller is not on the register and the authority chain ends in "a person who knows the person."
- A photocopy-only file that "the original is with the bank / the family / the lawyer" — with no institution confirming the hold.
- Agricultural land and "we will do the consent after you pay."
- Unit ownership on an unconverted long-term lease with "the conversion is coming." (Sometimes true — price it and gate it; never hand over the full price for it.)
- Rates or rent arrears discovered late, with "settle them from the balance."
- Pressure against independent verification — "if you bring your own lawyer, the price changes."
- A parcel inconsistent across documents: size, parcel number, names spelled differently, dates that cannot be reconciled.

Stopping the clock is not accusing anyone. It is the discipline saying what discipline says: *this must be resolved before the next step*, and the resolution is almost always cheap relative to the disaster it prevents.

> **What people often misunderstand.** "The lawyer did the search, so I'm covered" — two conditions are hiding in that sentence. First, *when* was the search, relative to money and completion? A search is fresh produce; layer the timeline. Second, *who is the lawyer's client?* Diligence run for the other side informs their risk decisions; it is not your protection. Your dossier is your protection, built with your professionals.

Reflection

Build the five dossiers for your next likely property move as empty folders — physical or on your phone: rights, counterparty, consents, money, physical.

Every document you collect goes into one. You have just implemented the chapter, and you will notice immediately which folders are empty — which is exactly what a seller's agent hopes you never notice.

CHAPTER 20

Fraud, Documentation and Warning Signs

Property fraud is not exotic; it is arithmetic wearing a friendly face. The arithmetic: property transactions move large sums on slow verification and paper-borne trust — forged or stolen documents can be moved faster than verification can run, and the prize justifies patience on the fraudster's side. This chapter is about seeing the machinery, keeping proportion, and knowing exactly what to do when something smells wrong.

The documented pattern map

From public enforcement records and court reporting in Kenya, the following categories recur. Note carefully what this chapter does *not* do: it does not survey professions, counties, or officers with suspicion. The response to crime is precision, and precision is what the rest of this chapter teaches.

Pattern 1 — Counterfeit documentation, historically amplified by institutional leakage. Documented prosecution case: suspects including Ministry of Lands officers were accused of stealing government document-printing supplies and passing them to brokers who produced counterfeit title documents, with forged signatures and registrar stamps — and the documents then allegedly found their way into both digital and manual registry environments VERIFIED. The lesson is structural, not personal: **when the supply chain of trust is compromised, documents alone cannot be your evidence; the register and the comparators must be.**

Pattern 2 — The release-extortion and denial-of-service layer. EACC arrests of lands officials accused of withholding processed titles until "release fees" were paid VERIFIED. Read it as a systemics lesson: even a fully honest transaction can be *hostage* to a payment demand. The correct responses — documented receipts, official channels, reporting to the EACC rather than private payment — are part of diligence, not an afterthought.

Pattern 3 — Identity and authority fraud. Sellers who are not the registered proprietors; fake power-of-attorney holders; estate pretenders; company deals signed by people the company did not bind. The defence lives in the

counterparty dossier: verify to the record, personally identify, and trace authority to its document.

Pattern 4 — The broker story. Genuine parcels, fake mandates: "the owner is abroad," "we have the family agreement," "my lawyer has the file." Some of these stories are true — which is what keeps the pattern alive. The test is always the same: paper that institutions can confirm, or the deal does not proceed. (Extra care with diaspora-owned properties: the genuine remote-seller case and the fraud case wear identical clothing. The discriminator is verifiable authority, not narrative.)

Pattern 5 — Phantoms and misdescriptions. Parcels that do not exist as described; plots peddled beyond their size; land under road reserves, way leaves, or disputed boundaries; subdivisions promised in areas where subdivision cannot lawfully happen (Chapter 8's gates, used as fraud's raw material).

Pattern 6 — Deposit-harvest schemes. For rental hunting and off-plan sales alike: collect deposits from many parties for one unit or project, vanish or delay past the point of practical pursuit. Defence: receipts with identity, bank channels over cash, the counterparty dossier even in rental deals, and never multiple "small" payments whose total nobody has totalled.

Proportion: warning sign ≠ proof

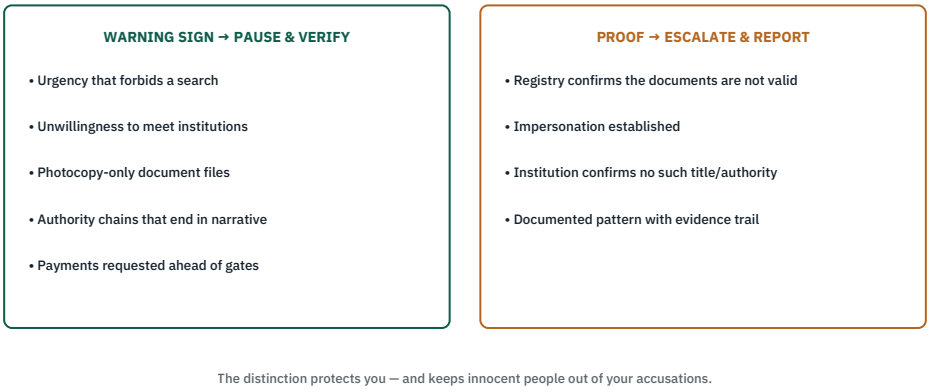

Figure 14 — Warning signs and proof do different jobs. Language discipline per documentary-evidence standards (Chapter 20). Institution diagram.

A warning sign is a reason to pause and verify. Proof is another category of thing entirely, and conflating them is how honest people damage reputations and innocent transactions. The discipline's language rules, which this book practices:

- "The search shows a caution lodged by a third party" — fact.
- "The seller did not want independent verification" — observed behaviour.
- "This pattern resembles a documented fraud typology" — analysis.
- "This person is a fraudster" — a conclusion requiring evidence and, where possible, due process. Not your sentence to pronounce; your sentence is "we do not proceed."

The power of this distinction is practical: it keeps you out of deals without requiring you to win arguments, and it keeps your complaints fact-based when you escalate (which also makes them effective — authorities can act on documented irregularities far faster than on emotion).

The seven-question warning audit

Run any suspicious deal through these, in order; a "no" on 1–4 or a "yes" on 5–7 stops the clock:

1. Is the seller's name on the register — verified by a dated search — for the exact parcel?
2. Does every document's identifying detail (names, parcels, sizes, dates) reconcile with every other document — and with the register?
3. Does the authority chain (for non-owner sellers: power of attorney, grant, board minutes) exist as original-or-institution-confirmed paper?
4. Are you being allowed independent verification, with your own professionals, at your own pace?
5. Are you being hurried toward payment-in-a-new-account / "ready cash before someone else" structures?
6. Do fees, charges or "release payments" appear that cannot be receipted by an institution?
7. Is the story emotionally engineered — family loyalty, God's blessing, "as a brother" — where paper should be doing the work?

If it has already happened

Part V's tax line has a sibling here: the recovery doctrine. If money has left and something is wrong — the search reveals an impostor, the document proves fake, the seller disappears — the sequence that preserves the most value is: **stop further payments immediately; document everything (dates, amounts, channels, identities, conversations); secure competent legal counsel at once; report to the police and, where official conduct is implicated, the EACC; and resist the temptation of private "settlements" that trade your evidence for promises.** Recoveries happen — through tracing accounts, freezing where possible, and litigation against identifiable parties — and they happen far more often where the paper trail was kept intact. Your grievance's strength is proportional to your documentation, one more reason the habit of receipts, dates and records runs through this entire book.

> **What people often misunderstand.** "Fraud mostly happens to careless people" is comfortable and false. Documented patterns here involve registry leakage, impersonation and engineered pressure — systems built to defeat ordinarily careful people on an ordinarily busy week. The book's answer is not suspicion of everyone; it is *process* for everything: the small, unfailing rituals — searches, dates, receipts, authority documents, independent professionals — that make carelessness unnecessary and confidence earned.

Reflection

Take the seven-question audit and write it on the inside cover of your property folder, as a physical card. In any future negotiation you will be surprised how often a single question converts an exciting afternoon into a saved year.

CHAPTER 21

Disputes, Trust and When to Call a Professional

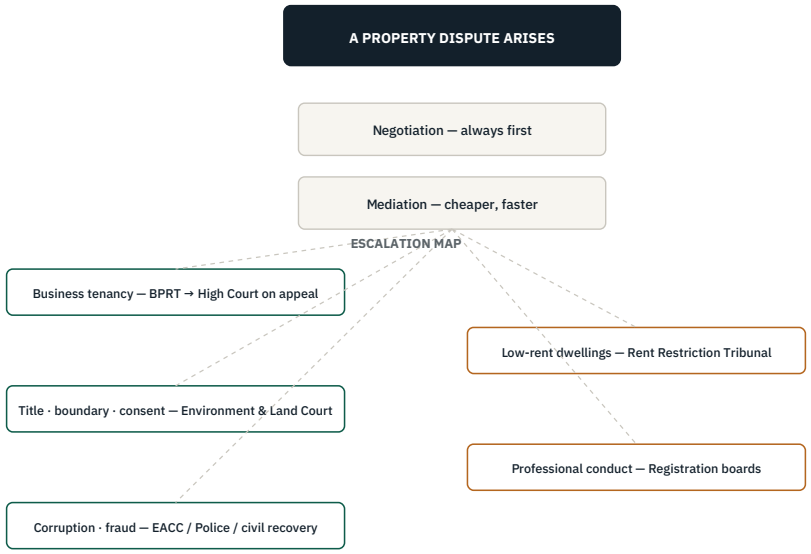

Figure 15 — Where property disputes go. Venues per cited statutes and tribunal records. Institution diagram.

Despite everything, most Kenyan property transactions complete without drama — a fact worth stating plainly, because fear is no better a teacher than bravado. But some fraction go wrong, and the difference between an inconvenience and a catastrophe is usually the *venue* and the *timing*: where the dispute lands, and whether professional help entered early or late. This chapter closes Part VI with the map of what happens when trust fails.

How property disputes actually arise

Kenyan dispute patterns, assembled from the evidence base and the structures this book describes:

1. **Record-versus-reality disputes.** The register says one thing; the ground says another — occupation, encroachment, boundary drift. (Remember Chapter 12: possession and rights can live apart.)

2. **Succession tangles.** Undivided family land; late-estate sales with unclear authority; siblings on opposite sides of a sale their parent "promised" differently. The single most preventable category, and the most emotionally expensive.
3. **Consent and compliance fallout.** Agricultural transactions undone by absent Land Control Board consent — voidness as a live environment, not a historical curiosity CORROBORATED; development without permission facing restoration orders VERIFIED.
4. **Tenancy disputes.** Business premises termination and variation fights under Cap. 301's notice regime and tribunal CORROBORATED; residential disputes over deposits, notices and repairs falling largely to contracts and general law, given Cap. 296's narrow practical reach CORROBORATED.
5. **Charge and lending disputes.** Bank exercise of securities; receivership; the shock of discovering during a sale that a charge was never properly discharged.
6. **Contract quarrels.** Deposits and their conditions, timeline breaches, "subject to" clauses that one side read as decoration.

The venues, and what they signal

Kenya's land disputes have a dedicated court — the Environment and Land Court — alongside the High Court's general jurisdiction and the specialist tribunals for tenancy (the Business Premises Rent Tribunal; the Rent Restriction Tribunal for the low-rent dwellings within its scope) VERIFIED CORROBORATED. Beyond courts, alternatives matter: negotiation (always first), mediation (structured, cheaper, faster — and effective when both parties need the deal more than the grievance), and administrative remedies (reporting extortion to the EACC, complaints to professional boards). The strategic map:

Situation	First move	Venue if it escalates
Tenancy termination/variation (controlled business tenancy)	Read the statutory notice; take advice	Business Premises Rent Tribunal → High Court on appeal
Deposit or repairs dispute (dwelling)	Evidence; written demand	Courts (contract/general law)
Boundary or occupation dispute	Survey evidence; negotiation	Environment and Land Court
Fraud suspected	Stop payments; document; report	Police; EACC where officials implicated; civil suit for recovery
Unregistered professional misconduct	Written complaint with evidence	The relevant registration board
Consent/approval irregularity	Regularise where possible; take advice	County processes; ELC for nullity questions

Prevention economics, in one paragraph

Every dispute above has a prevention price from earlier chapters and a cure price measured in years: the search that costs a modest fee versus the civil suit; the written tenancy agreement versus the tribunal; the Land Control Board application versus voidness; the survey before building versus relocation of a wall; the succession plan versus a family in court for a decade. Kenyan property's single most rational investment is *paper*: agreements written early, records maintained, consents obtained in order. It is also the cheapest, which is why the industry's failures are so often described afterwards with the phrase "we tried to save—".

When to call a professional: the bright-line list

This book has consistently distinguished education from advice. Here is where the line is drawn — act accordingly:

- **Before signing anything** that transfers or encumbers property (agreement, charge, lease over a year, transfer instruments).
- **Before paying any material sum** into a property transaction, and for structuring escrow and payment gates.
- **Whenever the register and the reality disagree** — caution, restriction, occupation, boundary.

- **Whenever consent regimes may apply** — agricultural classification, public land adjacency, sectional transitions.
- **Whenever a tax figure materially drives the deal** — CGT, stamp duty, MRI boundaries have professionals for a reason.
- **Whenever an estate, a company, or a foreign party is on the other side.**
- **Whenever you feel hurry** — because hurry is when the professional's value is highest and their absence most expensive.

Choosing the professional is Chapter 6's method: register-check, mandate in writing, liability machinery understood, and a working relationship where *you* bring an organised file (the five dossiers of Chapter 19) — which halves their time and doubles their usefulness.

> **What people often misunderstand.** "Going to a professional will make it confrontational." In practice, the professional's letter is usually the *de-escalation*: it replaces accusation with process, gives the other side a face-saving route to compliance, and documents the file for whatever venue comes next. The confrontation that professionals cannot fix is the one that began with untraceable cash and undocumented promises.

Reflection

Close this part by writing your own one-page "if it goes wrong" plan for your next property move: who you would call first (advocate), where you would report (institutions), what you would document (everything, from today), and which three prevention items — a search, an agreement, a consent — you refuse to skip regardless of pressure. A plan you never need is a small price; a plan you need and lack is the whole story.

This closes Part VI. Part VII turns to opportunity — how the industry actually pays people, and how to assess a way in that is lawful, evidenced and feasible.

PRACTICAL SESSION VI

Practical Session VI — The Diligence Simulation

Parts V and VI taught method under pressure. This session is the stress test: five scenarios, composite and fictional, each containing the ordinary ingredients of Kenyan property situations — some benign, some dangerous, most ambiguous in exactly the way real situations are ambiguous. For each: classify every signal, name what is verified versus asserted, list the stop conditions, and write the next three actions in order. Do not read the debriefs until you have written your answers; the writing is the training.

Scenario 1 — "The family plot, sensitively priced"

A colleague offers you their late father's plot: title held in the father's name; the family "has agreed" to sell; the price is 25% below comparable adverts; the eldest son will "handle the paperwork." The other siblings live abroad and "fully support it."

Your write-up should have caught: the estate question (no chapter of diligence may skip Chapter 19's counterparty dossier — where is the grant of representation?); the authority claim ("family agreed" is not a capacity document); the price mystery (why 25% below? hidden gate? occupancy? dispute? design — the discount is a question, not a gift); and the comparison discipline (below-market against whom — adverts are asking prices, Chapter 23). **Sample next three actions:** (1) interview the advocate about estate status and obtain or confirm the grant; (2) dated search plus parcel-file look at the instrument trail; (3) speak — separately — to at least two siblings and the local administration, then decide whether the file is buildable at all. **The composite's trap:** the file is often *buildable* — estates do sell legally — but only through the estate's own machinery. The failing deal is the one that proceeds on enthusiasm because the paperwork "can follow."

Scenario 2 — "The serviced plot consortium, closing Friday"

A marketing company sells "serviced plots" in a scheme of 200, "10% deposit secures today, balance in 90 days," with glossy maps, a site visit on a tourist bus, and a promise that "individual titles come after payment and beacon-

ing." The land, you are told, is "held by a partner director." There is no surveyor at the site visit; there is loud music.

Signals: urgency engineering (discounts expire, buses leave) — Chapter 20's first warning pattern; the counterparty is a *marketing entity*, not the registered holder; the promise of future documentation is the product itself, which converts your payment into an unsecured claim; group psychology as documentation substitute. **Sample next three actions:** (1) establish, by search and interview, who holds the land and on what terms — the advertising company's "partnership" is an assertion until its instrument is seen; (2) obtain the scheme's approvals position: is broad land even subdivided? Is there development permission for the works promised? (3) price the actual risk: if you nonetheless proceed on a structure, payments belong in escrow against the *registered holder's* instrument, at scheduled milestones with a surveyor's confirmation — never on a bus schedule. **The composite's teaching:** schemes like this are sometimes legitimate and sometimes not; the diligence verdict does not come from vibes but from the four questions of Scenario 2's action list, asked in order and answered on paper.

Scenario 3 — "The rent-to-own handshake"

A landlord of a modest estate offers you: "Pay KSh 2.5M deposit and KSh 60,000 monthly for five years and the house is yours." There is no lawyer involved; the houses are on one title; the landlord is friendly and known in the estate; a one-page "agreement" is drafted in WhatsApp language.

Signals: the structure is legally load-bearing in ways a handshake cannot bear (title transfer mechanics, default and forfeiture terms, encumbrance on the shared title, death of the landlord, service charge handling, and the tax position — Chapter 17's layers all present); "friendly and known" is history, not security; one title over many houses makes the seller's ability to convey any specific house dependent on processes the agreement does not describe. **Sample next three actions:** (1) have an advocate convert or replace the arrangement into a proper instrument — sale agreement with completion mechanics, or a lease with a documented option to purchase, with the family/estate position addressed; (2) search the title and check whether a charge, caution or subdivision action sits over it; (3) set up payment rails (bank, receipts, statement). **Verdict rule:** structures that feel warm and read thin are not automatically scams — they are *incomplete*, and incompleteness is where

the losses in this scenario class actually occur, usually between year two and year four, after trust has grown and paperwork has slept.

Scenario 4 — "The agent with the perfect record"

An agent you met last week produces: a title photocopy, a "rates receipt," a seller who is abroad, a power of attorney, and an agreement ready "for your signature today — the seller flies back tomorrow." Everything matches "perfectly," and the price is normal — no discount, no urgency story beyond the flight.

Signals: urgency through logistics (a flight!) rather than price; the entire file is copies; the POA's authenticity is asserted; the "perfect match" itself deserves inspection — too clean is a category of signal (Chapter 20's patterns), not proof, but a reason to apply the full method rather than the relaxed one. **Sample next three actions:** (1) verify the POA with its source — the donor if reachable, the registry or notary chain, the advocate who prepared it; (2) insist on a fresh, directly obtained search rather than the presented photocopy, and confirm the registry's current view of the seller's proprietorship; (3) restructure the timeline — the flight is the seller's problem, not your liability; money moves at verification milestones with an advocate's escrow. **The composite's lesson:** the scenario most likely to catch an experienced buyer is not the bus with the music; it is the tidy file that skips exactly one verification because etiquette feels uncomfortable. Manners are not diligence; the advocate's escrow letter is.

Scenario 5 — "The deal that checks out"

Same as Scenario 4's file — except: the search you obtain yourself matches; the POA chain verifies at source; the seller is reachable by video call and the advocate on the other side is real and responsive; rates and rent positions are clean; the consents map is short and satisfiable; the price sits where the evidence sits. Nothing is on fire, and one open question — a small service-charge reconciliation note — is disclosed *by the seller* before you find it.

Analysis: the discloser's behaviour is the strongest signal in this session — not perfection, but *neither hiding nor rushing*; defects disclosed early are what cooperative counterparties produce. **Sample next three actions:** complete the dossiers in ordinary order; document the service-charge note into the completion conditions; close at the planned pace, with the final fresh search. **The session's whole point, stated plainly:** the method in this book is not a

machine for finding scams everywhere — that would make a cynic, and cynics misjudge too. It is a machine for telling *five different situations apart*, so that your yes is as disciplined as your no. The deal that checks out is the one the discipline exists to let you close with confidence — and to close with the file to prove it later.

The session's scoreboard (grade yourself, honestly)

For each scenario you wrote up, score: (a) did you classify signals rather than labelling people? (b) did you separate verified from asserted? (c) were your next three actions *ordered* — verification before money, documents before conclusions? (d) did at least one scenario end in a constructive yes-path? A reader who ran the scenarios dry, kept their language about human beings fair, and produced ordered action lists has internalised Part VI — and will, in Chapter 25's terms, ask better questions under pressure than most of the market.

Session deliverable: five written verdicts (the pattern above, in your own words), kept in the property file. Revisit them in a year; comparing your reasoning against outcomes is how judgment, as opposed to knowledge, actually accumulates.

PART VII

Understand Opportunity

CHAPTERS 22–24

How the industry earns — and how to assess a way in. This part maps the revenue models and their regulators, the data and technology layer, and a five-gate screen for any opportunity, including your own.



CHAPTER 22

How Real Estate Businesses Make Money

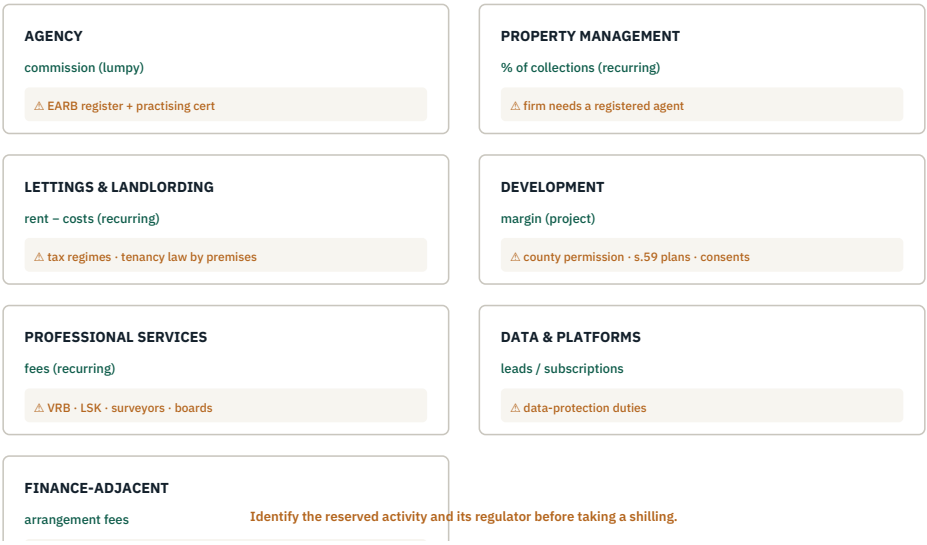

Figure 17 — The models and their regulators. Regulator mapping per cited statutes. Institution diagram.

You now understand the machine (Parts I–IV), the money (Part V) and the trust mechanics (Part VI). This part turns the map toward earning: not "make money in real estate" in the seminar sense, but how the industry's businesses actually build revenue, what regulation stands over each model, and where the honest money is.

A framing sentence to hold through the chapter: **in property, almost nobody gets rich from a single insight; people build durable income by operating a role inside the system better than the average operator does.** The roles are known. The question is which one fits you.

The models, laid out honestly

1. Agency and brokerage. Sell and let others' property for commission. Regulation: the estate agent's role is licensed — no individual, partnership or body corporate practises as an estate agent unless registered as required under the Estate Agents Act, with the registration board running registration,

licensing and discipline VERIFIED. Economics: the prescribed sales scale (10% of the first 100k, 6% of the next 900k, 3% of the residue) with negotiated practice commonly 2–5% at higher values INDICATIVE; lettings typically a month's rent or a percentage of annual gross; the business is volume × commission × repeatability, minus lead costs and the cost of the unclosed majority of leads. Honest reality: the barrier is not knowledge, it is trust, which is why verification-visible agents (certificates, references, records) outperform on exactly the axis the industry lacks.

2. Property management. Operate others' properties for a share of rents — commonly around 10% of collections with a 5% floor for residential under the prescribed scales, negotiated otherwise INDICATIVE. Regulation: management firms are expected to have at least one registered agent CORROBORATED, and the manager handles other people's money — which makes *records* the product (Chapter 11). This is the model with the strongest recurring-revenue properties and the most under-served quality standard: owners are desperate for managers whose statements can be trusted. To compete: publish your statement format, reconcile monthly, segregate funds, and let owners audit. It is a low wall most competitors refuse to build.

3. Lettings and micro-landlordism. Owning units to rent. Not a "business model" by registration but an economics one: gross yields in the ~7–8% band fading to ~5–6% net at typical cost structures (Chapter 18's arithmetic, illustrative), against 13.5%-average credit when leveraged CORROBORATED. Scaling needs either equity or development margins; both have gates.

4. Development. The highest-ceiling, highest-mortality model: land + approvals + capital + construction, hoping for a completed asset worth more than the inputs. Regulation: county permission (with its offences and restoration regime VERIFIED), professional-prepared plans VERIFIED, consents that can void a project if missed CORROBORATED, and for unit sales, conversion realities for financing-eligible titles CORROBORATED. The failure checklist in Chapter 10 is this model's mortality table. Enter only with professional partners whose incentives are aligned with delivery, not optimism.

5. Professional and technical services. Valuation (registered/licensed valuers CORROBORATED), surveying, advocates' conveyancing, engineering, architecture, planning. The most regulated doors, the most durable fee income, and the only models where regulation *protects* rather than filters you. For someone studying toward a property career, these are the formal ladders; for

a non-licensed operator, adjacent services (research, photography, compliance paperwork assistance) exist but stay carefully outside reserved scopes.

6. Data, media and platforms. Listings portals, research, content, software. Regulation-light at the content layer; data-protection obligations at the records layer. Economics: eyeballs and leads; the honest differentiator in Kenya is *verification-adjacent* value — because the market's central scarcity is trust, and everyone in it knows it.

7. Finance-adjacent services. Mortgage brokerage (the agency scales cover mortgage negotiation as a distinct service INDICATIVE), rent advance products, sacco intermediation. Beyond general consumer-protection and financial law, these sit near regulated territory: walk the line with counsel, and prefer partnering with regulated institutions to competing with them.

The regulatory perimeter: know where the fences are

The models above share one instruction: **identify the reserved activity and its regulator before taking a shilling.** Offering property management without a registered agent on board, calling yourself a valuer without the board's registration, practising conveyancing without the advocates' roll — each is more than a risk; several are offences. The good news is the same as everywhere in this book: the registers are public and the requirements checkable (Chapter 14). The better news: regulation, correctly entered, is a moat; regulated competitors cannot be undercut by chancers without losing licences, so the operator who does the paperwork right is building on solid ground while the informal market churns.

Anatomy of agency economics (an illustrative model, not market data)

Illustrative example — hypothetical figures for teaching arithmetic, not current market rates. A four-agent urban agency: 25 sole mandates listed, 3 sales closed yearly at KSh 8m average and 3% average commission → KSh 720,000 in sale commissions; 20 lettings at one month's rent (avg KSh 40,000) → KSh 800,000; managing 60 units at ~8% of an average KSh 35,000 rent, 11 months collected → about KSh 1.85m gross in management fees, less staff and office (say KSh 1.4m) → thin, sensitive to mandate quality. The teaching point is structural, not numerical: **commission income is lumpy; management income compounds; the durable agencies wean themselves toward**

the compounding side — and their record-keeping is what lets them. Replace every assumption with your market's reality before believing any single number; the shape survives, the digits do not.

What this chapter is not promising

No model here is a promise of profitability, legality of every variant, or fit for any particular reader. The Knowledge Institution's future operating manuals (Publication Register) will go deeper per model; Book 1's duty is the map plus the perimeter. If that feels conservative, remember the alternative: business plans built on enthusiasm, entered without the register check, closed by enforcement — a pattern this book has spent nineteen chapters helping you not become.

Reflection

Choose the model above whose *daily work* you would genuinely enjoy on an ordinary Tuesday. Write the regulator's name, the registration threshold, and the first three trust artifacts (records, certificates, statements) you would need to publish. You have just drafted the outline of a lawful entry — more than most entrants ever draft.

CHAPTER 23

Data, Technology and the Information Gap

Every industry has a central scarcity; in Kenyan property, it is trustworthy information. This chapter maps what data exists, what the digital layer actually changes, and where the honest opportunities sit in the gap between the two.

The data landscape, honestly mapped

Official statistics. KNBS runs the country's statistics — economic surveys, construction indicators, and (inaugurally, in 2026) a residential property price index built from asking prices: useful for direction, unsuitable as a local price oracle CORROBORATED. Government data here is improving and still thin: construction's official measurement base remains smaller than the physical economy.

Registry and tax records. Registration data establishes rights, not prices; stamp duty and CGT records hold valuations and transfer values for administrative purposes, not as a public price registry. The correct conclusion, which the book repeats because it is the market's defining feature: *there is no public, comprehensive, transaction-price feed* INDICATIVE.

Private and industry research. Agents' transaction files, developers' price lists, lenders' valuation rolls, and periodic market reports from established research houses form the de facto price archive — private, partial, and methodologically heterogeneous. A serious operator builds their own comparable-transaction file from day one; it is the asset that outlives every listing platform.

Platform listings. Portals (and their asking prices) are the most visible and least authoritative layer: they price sellers' hopes. Practitioners commonly discount listings when estimating achievable prices; the range reported in current guides spans 10–30% INDICATIVE. Use listings as *scent*, not as evidence.

The digital registry layer. Ardhisasa (and the statutory electronic-records provisions behind it VERIFIED) is real, directionally national, and coverage-contested in the present CONTESTED. Its promise is huge: searchability, integ-

rity, speed, and record traceability. Its current reality demands the verification-at-time-of-acting discipline this book keeps naming.

What technology changes — and what it cannot

Technology changes three things fast: **access** (search and transaction services increasingly available without an office visit, per the statutory direction and platform roll-out); **record integrity** (digital trails make alteration harder and detection easier — the counterfeit-title prosecutions are, in part, a story of the paper era's vulnerabilities colliding with the digital transition); and **market information** (portals, mapping, and research products compress the *finding* stage of any deal).

Technology does not change three things at all: **verification is still verification** (a search is a search; a forged cascade still requires the same matching disciplines of Chapter 13); **incentives are still incentives** (platforms monetise listings, developers monetise optimism; their data carries their business model); and **liability is still personal** (no app carries your loss; your dossier does). The proptech lesson for this book's audience is therefore not "adopt tools" but "**use tools without surrendering the disciplines**."

Data protection: the third rail of the records business

Property records are personal data. Kenya's data-protection framework applies to the information you collect and hold about people — tenants, owners, applicants — and the moment an operator builds a tenant database, a diligence archive, or a marketing list, they have entered regulated territory. The beginner's three rules: collect only what you need; secure it; and never trade it casually (the WhatsApp screenshot of a title with someone's ID number on it is a data incident, not a favour). A fuller treatment belongs in the operating manuals the institution will publish; the perimeter belongs here.

Where the opportunities sit (framing, not promises)

The information gap generates three honest service territories:

1. **Verification-adjacent services.** Diligence documentation, record reconstruction, consent coordination — work that institutions need and lay clients cannot navigate. Must operate with (not around) the li-

censed professions; the business is *process competence*, the market is trust scarcity.

2. **Recordkeeping and reporting for owners and managers.** The statement-and-reconciliation gap of Chapter 22 is an information product before it is a service: consistent formats, honest numbers, auditability.
3. **Research and content grounded in evidence.** The market has no shortage of property opinions and a noted shortage of dated, sourced synthesis. (This institution's own existence is an instance: a publication with an evidence ledger.) Markets reward this slowly and durably — the correct expectation for a trust product.

> **What people often misunderstand.** The technology conversation in Kenyan property keeps mistaking *digitisation* for *truth*. Digitising a record makes it faster to consult and harder to alter quietly — it does not make every entry correct, and it does not price the property. The disciplines of this book — date it, search it, match it, sequence it — are the truth layer, in paper or pixels alike.

Reflection

Take the one data question you most often want answered about your target market (rents, achieved prices, vacancy, absorption). Design the smallest private data product that could answer it: which counterparties hold the data, what reciprocity you can offer, and over what horizon the file becomes valuable. That design is a serious business sketch — and a better one than most, because it is built on the scarcity everyone in the market actually feels.

CHAPTER 24

Assessing Opportunity Responsibly

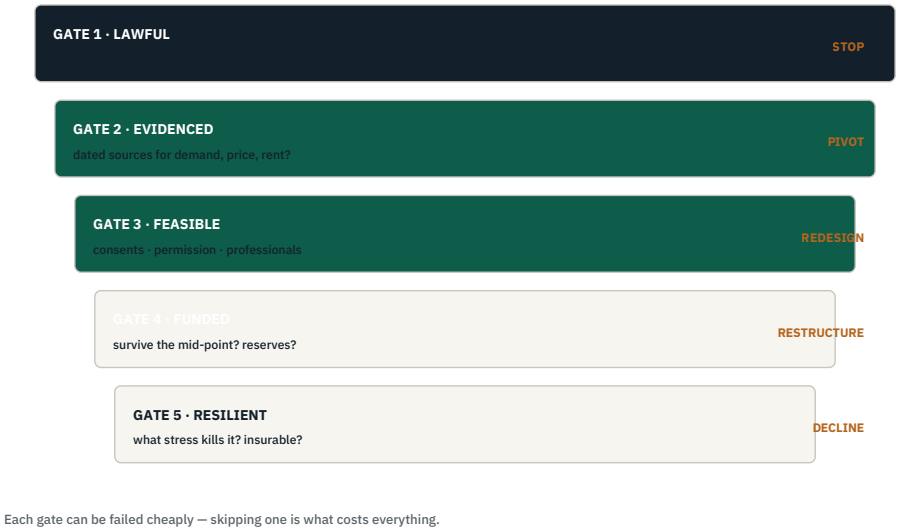

Figure 16 — The five-gate opportunity screen. Institution diagram.

The last chapter of Part VII gives you the frame this institution would apply to any property opportunity — including, one day, its own. It fits on one page on purpose: a screening discipline you can run in twenty minutes is worth more than a framework you admire and never use.

The five-gate screen

Run your idea (a deal, a business, a project, a "sure thing") through five gates, in order. Each gate can be failed; failing costs nothing; skipping costs everything.

Gate 1 — Lawful? Which activity is this, and which regulator stands over it (Chapters 6, 14, 22)? Is the registration or licence in place or obtainable — and by whom, by when? Does any part of the plan involve a reserved scope (conveyancing, valuation, licensed agency, financial services) that the team cannot lawfully perform? *Fail here and stop.*

Gate 2 — Evidenced? Which claims about demand, price, rent, vacancy or growth does the plan rest on — and for each, is the evidence dated and

sourced, or is it a listing price and a feeling (Chapters 4, 16, 23)? What would the local comparable *transactions* show if assembled? *Fail here and pivot to a cheaper experiment before committing capital.*

Gate 3 — Feasible? Walk the gate-list: consents (agricultural? sectional conversion? NLC?), development permission and its clocks (60 days' deemed approval cuts both ways; 90-day restoration orders cut hard), professional-prepared plans, clearances, financing conditions (Chapters 8–10, 17). Which of these can actually be obtained, on what timeline, by whom? *Fail here and redesign around the gate — or decline.*

Gate 4 — Funded?

WORKED EXAMPLE — STUDY NOTES · THE FUNDING TROUGH ON A SUBDIVISION PROJECT (ILLUSTRATIVE)

A four-plot subdivision modelled on Practical Session III's composite: buy 0.4 ha, subdivide, service, sell four plots. Figures are teaching assumptions; the shape — deepest cash deficit at the moment of maximum work and minimum income — is the lesson.

Months 1–3 · purchase incl. costs	−KSh 10,300,000 → cumulative −10.3M
Months 4–12 · permission, survey, mutation, fees	−KSh 2,500,000 → cumulative −12.8M
Months 13–18 · servicing (access, drainage, fencing)	−KSh 1,500,000 → cumulative −14.3M ← trough
Month 19 · first plot sold (illustrative 4.5M, less costs)	+KSh 4,300,000 → cumulative −10.0M
Months 20–34 · remaining three plots sold	+KSh 12,900,000 → cumulative +2.9M pre-tax
Then: CGT on gains (currently 15% of net gain — verify)	owed on realised gains; consult an adviser

Design for the trough: the plan must name, in advance, who funds the deepest point (reserve, phased commitment, or an income side) and what happens if any sale slips one quarter. A project judged only by its margin, never its trough, is a plan with an unpriced bet inside it — Chapter 24's Gate 4 exists to catch exactly that.

Assumptions listed; arithmetic visible; zero-appreciation discipline applied. The funding question is not "can I start?" but **"can I survive the mid-point?"** — the moment when costs have been incurred, income has not begun, and the

gate queue is longer than planned. Structure capital so that mid-point has a sponsor: reserves, phased commitments, or an income side.

Gate 5 — Resilient? Stress the model: rates higher by a chunk; rents achieved lower; vacancy longer; costs overrun; a consent delayed a season. Which single stress kills it — and is that stress cheaply insurable, avoidable by design, or fatal? If fatal and likely, that is a decline, not a regret.

Applying the screen to the book's own advertised "opportunities"

To prove the screen works on seductive material, run it against three claims from this book's own research:

- **"Buy where infrastructure is announced."** Gate 2 fails as stated: announcements are evidence of announcements (Chapter 3's flows lesson; Chapter 15's infrastructure rule). The lawful, evidenced variant: price the announcement at a discount as an option; structure the deal to survive non-arrival; pursue only with money you can wait with.
- **"Property yields ~7–8% gross, so leverage is free money."** Gate 4 fails at 13.5% average money (Chapter 18's arithmetic): carry is negative at entry, so the model is an appreciation bet until proven otherwise. The evidenced variant: model zero appreciation and survive; let appreciation be surprise upside.
- **"Start an agency; the fees are statutory."** Gate 1 conditions first: registration, practising certificates, indemnity realities (Chapter 22). Gate 3 adds the honest barriers: trust capital, mandate quality, records discipline. The screen does not forbid it; it converts a dream into a sequence.

The failure patterns this screen is built to catch

Each screen gate maps to a documented killer from this book's evidence: unlawful-perimeter businesses (enforcement exists; Chapter 14); invented-market claims (no price registry; Chapter 23); consent-gate surprises (voidness; Chapter 8); financing illusions (negative carry; Chapter 18); fragility to one stress (Chapter 15's county/records variables). A business that fails the screen does not fail loudly on paper — it fails the way the evidence shows businesses failing: at a gate its founder never listed.

What people often misunderstand. "Opportunity" in property marketing means *something good for the seller of the idea*. In this book it means: a lawful role, evidenced demand, feasible gates, survivable funding, and stress-tested resilience — a definition almost no pitch will survive unchanged, and the reason running the screen before being excited is the entire value of this chapter.

Reflection

Take the opportunity you are most tempted by right now — property or otherwise — and write a five-line screen verdict: one line per gate, honest, with the failing gate named if there is one. If you cannot find a failing gate, you have not yet looked hard enough or you have found something rare: take it to a professional as a prepared file, not an enthusiasm. Either way, you now do what this institution exists to propagate: *think about property the way the system actually works.*

PRACTICAL SESSION VII

Practical Session VII — Choosing a Model, Pricing a Service, Running the Books

Part VII painted the industry's revenue models and the screen that tests them. This session is a clinic in three parts: choosing your model honestly, pricing and scoping your first service, and running the recording discipline that Chapter 22 argued is the actual product.

Exercise 7.1 — The model fit clinic

Work down the seven models from Chapter 22 and score each honestly from 1 (no fit) to 5 (strong fit) on four axes: *capital needed at entry* (reverse-scored: low capital = high score), *daily work enjoyment* (on an ordinary Tuesday), *regulatory distance* (how far you are from a licensing threshold — closer is harder but more defensible; score your readiness, not the burden), and *trust compounding* (does each honest month make the next client easier?). Total honestly. The purpose is not the winner; it is the disqualifications — the model whose capital you cannot raise, whose Tuesday you would hate, whose threshold you are not ready to cross. Two reminders from the chapters: several models combine well (agency feeding management; research feeding both), and the regulated professions are ladders (years with boards), not switches — crossing them is a decision to make with open eyes, not a step to trip into.

Debrief prompt. Whatever your top two models, answer: *what is the smallest lawful version I could run within 90 days with capital I already have?* For an aspirant agent: serving registered agents as a verified research assistant, or leasing-mandate support under supervision. For an aspiring manager: managing the first units for someone who already trusts you, with published statements. For the reader drawn to development: participating in one professionally run project as a documented junior partner *before* leading one. The industry's ladder is real; the clinic's rule is that you find its first rung by evidence, not by leap.

Exercise 7.2 — Pricing the service you chose

> *Illustrative pricing exercise only — numbers here are examples for teaching, not market recommendations. Confirm current statutory scales, board guidance and practice norms before quoting a client.*

Take your chosen service and build a price from the instrument up. Worked mini-example: a management-scale lettings service. Gross rent per unit: KSh 40,000. Professional letting fee: one month's rent (KSh 40,000) — against which you will spend: photography (~KSh 3,000), listing effort, viewings (say six), candidate vetting (calls, references, ID verification), agreement drafting with the landlord's advocate, handover inventory. Say 18 hours of your time. Your effective hourly on the fee: roughly KSh 2,000 *before* overheads — which is the exercise's first lesson: **the headline fee is not the price; the cost-to-serve is the real one**, and services priced without it become either predatory or unsustainable, and small agencies fail in both directions. The second lesson: recurring management at 8% of collections, per this book's indicative scale for scale-compliant engagements, is modest per month and compounding per year — the mix is the business model.

Then price the integrity. Your service includes: written mandate, receipted funds, monthly statement, deposit facilitation at the agreed institution, and a maintenance log. Competitors quoting "no fee, just trust" cannot match the statement; landlords who have been burned once are your market; and the statement is what converts a letting into a portfolio. Write your own price card in three lines: *what is included, what it costs, and what it excludes* — the third line is where professionals are made, because it is where disputes are prevented.

Exercise 7.3 — The books you will keep before you have clients

Set up, this week, the skeleton of the record system Chapter 22 says is the product: (i) a **client ledger** — every mandate with date, scope, fee basis, documents held; (ii) a **funds register** — every receipt and payment of other people's money, running balance, reconciliation date; (iii) an **obligations calendar** — statutory filings, practising-certificate renewals, data-protection duties, client deadlines; (iv) a **corrections log** — errors made, fixed, communicated. The fourth is the credibility item: the operators who survive scandals are rarely the flawless; they are the ones whose logs show errors caught and

owned, because counterparties can then price their competence rather than their claims.

Exercise 7.4 — The opportunity screen, run on yourself

Close the session by turning Chapter 24's five gates on your own plan: lawful (which regulator, which licence, obtained by when)? evidenced (which dated sources; which alternative if wrong)? feasible (what gate could kill it — capital, licence, partner, market?)? funded (the trough: when is your maximum cash-out, and who funds it — clients, savings, revenue?)? resilient (what single stress kills the plan — a rate, a client, a rule — and is it insurable or avoidable?)? Write the five-line verdict. If a gate fails, that is the session working correctly: revise the plan or bank the idea. Either way, the verdict goes in the file — because in five years, the most valuable page in the file will be the one where you were honest about a gate you did not like.

PART VIII

Become a More Informed Participant

CHAPTERS 25–26

The handover. A master question set, three starter checklists, a ninety-day plan — and an honest account of what this book did not cover, and what to study next.



CHAPTER 25

Asking Better Questions

Everything in this book compresses into one transferable skill: the ability to ask the questions the system can answer, in the order that protects you. Facts change; the question set survives. This chapter hands it over in a form you can carry — a master set, three starter checklists, and the habit of building a property file.

The master question set

Ask these eight questions of any property situation — a purchase, a rental, a deal, a "sure thing" a friend brings you. Write the answers down. The purpose is not interrogation; it is *conversion*: turning a situation into facts, and facts into a plan.

1. **What exactly is being transacted?** Interests, category, tenure, parcel, physical description. (If the answer takes more than two sentences, you are being described a story, not an asset.)
2. **What does the record say — as of when?** The dated search; the register's three sections; the parcel file chain in scope. Record, not reputation.
3. **Who is the counterparty, and what authorises them?** Identity to documents; authority to its source (register, power of attorney, grant, board resolution).
4. **Which gates does this transaction cross?** Land Control Board; NLC; county clearances; sectional conversion; financing conditions. Name each, with its institution and status.
5. **What does the money actually do?** The full stack, the payment gates, the escrow, the tax lines, the exit assumptions — and the walk-away number.
6. **What does the ground say?** Occupation, boundaries, services, condition, tenants, neighbouring realities — visited, not pictured.
7. **What is unknown, and what would resolve it cheaply?** The unknown list, ranked by consequence, with an owner and a date for each item.
8. **Who is on my side?** The professionals, register-checked, mandate in writing; and the second question every professional should be asked: *what would make you walk away from this deal?*

If question 8's answer is "nothing," change the professional.

Starter checklist one: the purchase file

Use before money moves. For each line, the evidence column should end up filled, dated.

#	Item	Evidence expected	Done?
1	Parcel identified precisely (registry, parcel number, map)	Search, map copy	☐
2	Register checked — proprietorship section	Dated official search	☐
3	Encumbrances read — charges, cautions, restrictions, leases	Same search; parcel file notes	☐
4	Seller identity and authority verified	ID match to register; authority documents	☐
5	Category/consent map built (agricultural? public-adjacent? unit conversion?)	Written gate list per Chapter 19	☐
6	Clearances checked (rates, rent)	Institution confirmations	☐
7	Ground inspection done (occupation, boundaries, services)	Visit notes, photographs, survey where needed	☐
8	Payment plan gated to verification milestones	Written agreement terms	☐
9	Tax mechanics confirmed (stamp duty basis; seller's CGT acknowledged)	Assessment pathway; adviser input	☐
10	Final search immediately before completion	Fresh search; completion certificate	☐

Starter checklist two: the tenancy file

Use before signing or paying, whether you are tenant or landlord.

#	Item	Why
1	Which regime governs these premises? (business premises or dwelling; written or not; term length)	Cap. 301's controlled tenancy line; Cap. 296's narrow scope — scope decides rights
2	Written agreement with rent, deposit, notice, repair, service-charge terms	For most tenancies, the agreement is effectively the governing law
3	Identity/match of the landlord or a manager's written mandate	Paying the wrong party is a classic loss
4	Premises condition record (photos, inventory) at handover	Deposit disputes are evidence disputes
5	Receipts and payment channels, every time	Traceability is protection for both sides
6	Deposit treatment understood (who holds it, what it secures, when it returns)	The most common source of tenancy grief
7	Service charge basis and statement availability (multi-unit premises)	Opacity here is the standard complaint

Starter checklist three: the operator's compliance file

Use before offering any property service to the public.

#	Item	Why
1	Activity mapped to regulator (EARB, VRB, LSK, boards)	Reserved scopes are offences when unlicensed
2	Registration/licence current; practising certificate displayed	The regulator itself urges consumers to demand them
3	Mandate or engagement letter in writing, per client	"It was agreed" is not a defence
4	Client-money handling separated and reconciled	Other people's money is the job; records are the product
5	Statutory fee/scale knowledge for your service lines	Negotiate from the scale knowingly, not from rumour
6	Complaint and correction process written down	Trust is built at the error, not before it
7	Data handling respect (records, IDs, contact lists)	Records are personal data; treat them so

Building your property file

The final habit, and the cheapest: **keep a property file from today.** A single folder — physical or digital — with sections mirroring the five dossiers of Chapter 19: rights, counterparty, consents, money, physical. Every receipt, search, agreement, photograph and note goes in. Files do three things: they prepare you for opportunities (moving fast *because* you are prepared, not instead of it), they protect you in disputes (your evidence exists), and they compound into an archive of your own comparables — the private transaction data of Chapter 23, which is to say, the beginning of expertise.

> **What people often misunderstand.** Many readers will finish this book believing the master question set is for "big" transactions. It is at least as valuable for small ones — the rentals, the plots bought in instalments, the plots *sold* in instalments — because small transactions compound into large outcomes: a harvested deposit here, an unconsented subdivision there. Run the questions at the scale of the risk, always; the questions cost nothing, and the smallest transactions are where most Kenyans actually meet the system.

Reflection

Answer the eight master questions — best effort, unknowns marked — for your next likely property move. Then set one date, within thirty days, by which you will resolve the top two unknowns. The book now hands the machine over to you; the questions are the handles.

CHAPTER 26

Where to Go Next

This book promised a map and a discipline, not a manual for every terrain — and it kept that promise on purpose. Part VIII's final chapter is the honest handover: what you now know, what this book did not attempt, how to keep learning, and the limits that remain.

What you now know

You can see the industry as a connected system of rights-holders, users, suppliers, intermediaries, institutions, records and money — and you can place any situation onto it. You know property as a bundle of rights, recorded and searchable, with category, tenure, encumbrances and gates deciding what a transaction really is. You know the lifecycle and its gates — consent, permission, conversion, clearance — and the money disciplines — stack, yield, carry, stress, zero-appreciation honesty. You know the risk map and the difference between a warning sign and proof, and you have the diligence method and the question set that convert unknown situations into checkable plans. And you know where the professional and institutional boundaries lie, so that "I'll ask an expert" becomes a precise sentence: *which* expert, on *which* question, at *which* stage.

That is not everything about Kenyan property. It is the difference between a participant and a spectator, and it is permanent — facts will change; the map's structure, and the disciplines, will not.

What this book did not do (and what we will publish instead)

By design, Book 1 stayed at foundation depth. The specialist terrains each deserve — and will receive — their own treatment in the Knowledge Library: land tenure and property rights in depth; transactions from search to completion, step by step; due diligence and fraud-risk recognition as a working manual; agency and management operations; property investment economics and analysis; development and feasibility; valuation practice; documentation and records; and the market-data craft. Formal publications will be announced as they are produced; the honest status today is that this volume is the first, and the rest are planned, not published. Do not let anyone — including us — tell you otherwise.

How to keep learning (a practical syllabus)

Four habits, ranked by return:

1. **Practise the question set on everything.** Every advert, every anecdote, every deal you hear about. Fluency comes from use, not reading.
2. **Build the file.** Chapter 25's folder, loaded with your comparables. A year of disciplined entries is a private market report nobody can sell you.
3. **Read primary materials.** The statutes this book cites are public; searches are purchasable; regulator registers are free. You are now equipped to read a statute's scope (Chapter 11's $2,500 lesson) and a search's sections. That is more than most practitioners assume of clients — and it changes how they treat you.
4. **Choose your professional bench before you need it.** One advocate with conveyancing depth, one valuer, one agent — verified, mandated, and known to you. Benches built in calm survive storms; benches assembled in emergencies are how Chapter 20's patterns find their victims.

The limits, restated honestly

This book is education, not advice; general, not specific; current to its research dates, not eternally. Laws, fees, rates, platform coverage and market conditions change: every figure in this book carries its date, and the back matter lists exactly what to re-verify and where. It is not a substitute for a qualified professional on a real matter, an official record on a real parcel, or your own diligence on a real deal. Where this book marked claims VERIFIED, CORROBORATED, INDICATIVE or CONTESTED, it did so to make exactly this point: *the difference between what is known, what is believed, and what is hoped is the discipline this industry needs — and the one it taught you.*

A closing word

Kenya's property system is imperfect, and improving; hard on the careless, and quietly generous to the prepared. The difference between the two is not wealth, connection, or luck at the margin — it is the habit of asking checkable questions and refusing to skip gates. That habit is portable across every county, every market cycle, every professional cast and every generation of technology. This book's last instruction is its first one: **see the system, verify**

before you trust, and write everything down. The rest, you now know how to learn.

— End of the main text —

PRACTICAL SESSION VIII

Practical Session VIII — Your First Ninety Days

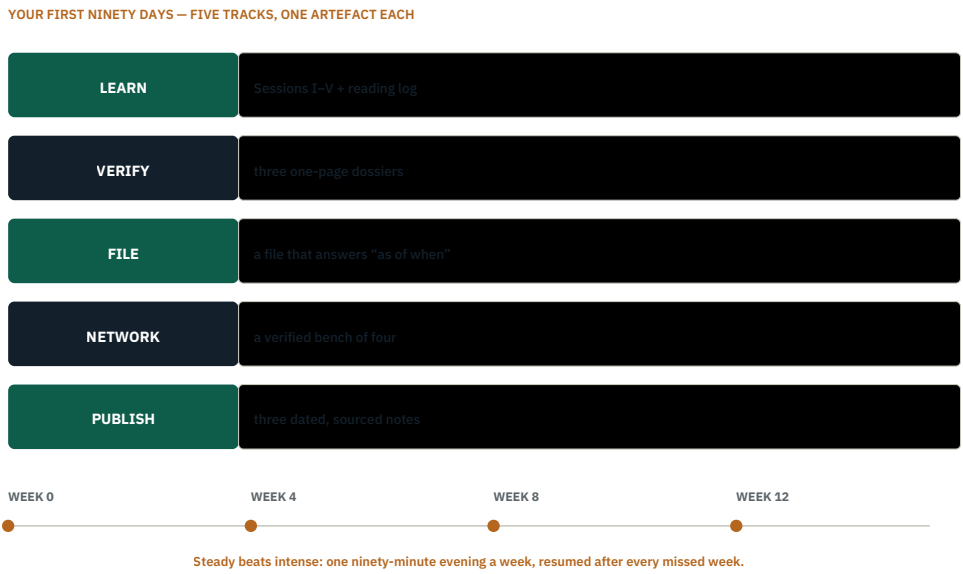

Figure 19 — The first-ninety-days plan (Practical Session VIII). Institution diagram.

A book's last session should be the one that outlives the book. This is a plan, not a pep talk: twelve weeks, five tracks, one artefact at the end of each — bounded, cheap, and checkable. It assumes no capital beyond a few thousand shillings per month and a few hours per week; adapt the scale, keep the structure. The tracks deliberately interleave: none of them can be done in isolation, which is the point.

The five tracks

Track 1 — Learn (hours: 2/week). Weeks 1–3: re-read Parts I–II and complete Session I's exercises, including your "Questions Before Money" page. Weeks 4–6: Part IV with Session IV's register walkthrough — actually locate the six registers and run one land-search drill (start with your family's own parcel, with permission). Weeks 7–9: Part V with Session V's numbers lab on one real property you can observe — the arithmetic is the graduation. Weeks 10–12: Parts VI–VIII with Session VI's scenarios, written. *Artefact:* one binder (physical or digital) with four session deliverables and a dated reading log.

Track 2 — Verify (hours: 2/week). Run the master question set of Chapter 25 on three real situations as they arise around you — a sibling's land question, a friend's rental hunt, a colleague's advert. Produce one written mini-dossier each (one page is enough: the eight questions, answered and flagged where unknown). Where the answer requires an institution, make the call or the visit — the point of the track is *touching* the system, not reading about it. *Artefact:* three one-page dossiers, with at least one in which you discovered something the person involved did not know.

Track 3 — File (hours: 1/week). Set up the property file exactly as Chapter 25 prescribes, plus the operator's records from Session VII if you intend to serve clients — client ledger, funds register, obligations calendar, corrections log. During weeks 2–12, add every document this book will cause you to collect: searches, receipts, notes, photographs. *Artefact:* a file that can answer, without looking anything up, "what do I hold about each property I touch, as of when?"

Track 4 — Network (hours: 1/week). Build the bench of Chapter 26: identify one advocate with conveyancing depth, one valuer, one agent, one tax adviser — verified on their registers, then *met*, with one real question each (their answer becomes the start of the relationship; Chapter 25's question eight — "what would make you walk away?" — is the follow-up that ends it or seals it). Also: attend one professional event, county baraza, or industry forum. *Artefact:* a bench card — four names, verification dates, and the question each answered.

Track 5 — Publish your first verified note (hours: 1/week, starting week 4). The information gap of Chapter 23 is fed by people who write down what they verifiably know. Once per month, write a one-page note — *no opinions beyond the evidence, everything dated, sources named* — on your target area: an observed price change against your own comparables log, a clearance procedure confirmed at the counter, a permission timeline measured for a real application. Share it with three people in the industry. Three months of this is the beginning of a reputation; two years of it is a different career. *Artefact:* three published notes, one of which someone outside your circle asks to keep receiving.

The weekly rhythm (steady beats intense)

Nominate one evening, ninety minutes: thirty on the track of the week, thirty on the file, thirty on the network call or note. Twelve evenings of compound attention will beat this book's best-read chapter, because property competence is a *practice*, and practices run on rhythm rather than weather. When a week dies, the rule is not to catch up; it is to resume — the ledger punishes perfectionists more than forgetful people, which is why Session VII's corrections log exists.

Milestones and honest measures

Week 4: file live; questions page written. Week 8: first dossier completed and re-read cold (could a stranger follow your reasoning?). Week 12: numbers lab complete on a real property; bench card filled; three notes published; one gate-queue built for a real plan. Measured honestly, that is: four artefacts, one habit, zero claims you cannot source — which is, in miniature, exactly the standard this book applied to itself. If at week 12 you can hand a stranger your file and answer *their* questions from it for twenty minutes, you have graduated past the level at which most property conversations in Kenya happen.

Where this connects forward

The institution's planned later books — transactions in step-by-step depth; due diligence as a working manual; agency and management operations; investment analysis; development and feasibility — are, in effect, Sessions I–VIII scaled to professional use. Between now and their publication, the ninety-day plan is the bridge, and the file you build is the asset. The book's closing instruction is also the plan's: *see the system, verify before you trust, write everything down.* The next ninety days are just that sentence, in the currency of ordinary evenings.

Session deliverable: the twelve-week plan rewritten in your own dates — not copied, rewritten, because a plan owned is a plan that happens — pinned where you will see it on the difficult weeks.

GLOSSARY

Advocate — A lawyer qualified and admitted to practise in Kenya, including conveyancing (property transfer) work.

Ardhisasa — The Government of Kenya's digital land information platform (National Land Information Management System, NLIMS), launched in Nairobi in 2021 and expanding. Current operational coverage must be verified at the time of acting; credible accounts differ on its present reach.

Asking price — The price a seller advertises. It is a claim, not evidence of value or of achieved price. Kenya has no comprehensive public register of completed transaction prices; the official 2026 price index is built from asking prices.

Beneficial interest — A right to benefit from property without necessarily being the registered owner (for example, in some trust and family situations). Registration records are not a complete map of beneficial entitlements.

Boma — Colloquially, a homestead or family compound; in property speech, the family home and its setting.

BPRT (Business Premises Rent Tribunal) — The tribunal established under the Landlord and Tenant (Shops, Hotels and Catering Establishments) Act (Cap. 301) to decide disputes over controlled business tenancies; appeals lie to the High Court.

Bundle of rights — The set of legally recognised entitlements over land — use, occupation, exclusion, transfer, charging — that together constitute "ownership". Different parcels carry different bundles.

Cadastral map — The official map showing parcel boundaries and numbers — the geometry layer of the registration system.

Cap. (Chapter number) — The numbering of the consolidated Laws of Kenya (e.g., Land Registration Act, Cap. 300). Older statutes are identified by Cap.; newer ones (2010 onward) by Act number and year.

Capital Gains Tax (CGT) — Tax on the net gain from disposing of property, currently 15% per KRA's current guidance, a final tax; net gain is transfer value less acquisition and incidental costs. A superseded KRA FAQ still circulating quotes the old 5% rate — use current guidance and verify.

Caution — A register entry warning that no specified action is to be taken without informing the person who lodged it; a common way of flagging disputed claims over a parcel.

Charge — A mortgage or similar security over land or a lease, registered in favour of a lender.

Community land — Land held by communities under Article 63 of the Constitution and the Community Land Act (No. 27 of 2016), under customary, freehold or leasehold tenure systems.

Controlled tenancy — Under Cap. 301, a tenancy of a shop, hotel or catering establishment that is unwritten, or written for five years or less, or terminable within five years otherwise than for breach — with significant consequences for how the landlord may end or vary it.

Conveyancing — The legal work of transferring property interests: drafting, searches, consents, stamping, registration.

CGT-adjacent terms — *Transfer value*: what the seller receives; *adjusted cost*: acquisition and qualifying incidental costs.

Development control — The county's regulatory power over land use and development, exercised chiefly through development permission under the Physical and Land Use Planning Act 2019.

Development permission — County approval required before developing land; applying through the county executive committee member; silence for 60 days deems permission given; developing without it is an offence, with restoration powers.

Due diligence — The sequenced verification of a deal's elements — rights, counterparty, consents, money, physical condition — before money is exposed. Not a form; a discipline.

EACC — Ethics and Anti-Corruption Commission; investigates and prosecutes corruption, including documented cases in land services.

EARB — Estate Agents Registration Board; registers and disciplines estate agents under the Estate Agents Act (Cap. 533). Consumers are advised to demand Registration and Annual Practising Certificates.

Easement — A right over another's land, such as a right of way; part of the "partial interests" in the tenure framework.

Encumbrance — Any charge, lease or other interest noted in the encumbrance section of the register — the "what others hold over this property" layer.

Environment and Land Court (ELC) — The superior court with jurisdiction over land and environment disputes under Kenya's land statutes.

Escrow — Holding of funds by a neutral party (often an advocate) against agreed conditions — the payment-gate mechanic in practice.

Freehold — A tenure form of indefinite duration, subject to planning, tax and state powers.

Gated payment — Releasing money only when a defined verification milestone is complete. The book's central money-safety mechanic.

Hedonic method — A statistical technique (used by the KNBS residential price index) that estimates price movements controlling for property characteristics such as type, location size — used here to measure asking-price movements.

Inhibition / Restriction — Register- or court-imposed limits on dealing with a parcel.

KRA — Kenya Revenue Authority; assesses and collects stamp duty, CGT and rental income tax, among others.

Land Control Act (Cap. 302) — Governs controlled transactions in agricultural land, requiring Land Control Board consent; absent consent, transactions are void. Applications are made (and time-limited) after the agreement.

Land Control Board (LCB) — The statutory board whose consent gates most agricultural-land transactions.

Land rate — Annual county property charge. Arrears block clean transfers; clearance is a completion item.

Land rent — Periodic payment due to the state for leasehold land; often a clearance item for leasehold transfers.

Leasehold — A tenure form lasting for a fixed term, subject to conditions; its remaining term is a key value factor.

Long-term lease (of a unit) — Historically, in Kenya's apartment market, the registered sub-lease device conferring unit ownership. Under the Sectional Properties Act 2020, such leases (21 years or more, in scope) were to be converted to sectional titles; conversion was still working through the system after the December 2022 deadline.

Matrimonial home / matrimonial property — Land or lease occupied as the family home / acquired during marriage; relevant to capacity questions and potentially to transactions.

MRI (Monthly Rental Income tax) — Simplified tax at 7.5% of gross rent for individuals' residential rental income within the middle band (roughly KSh 288,000–15,000,000 per year), with no deductions; larger/commercial/company rents use the standard regime.

Mutation — The survey process/result by which a parcel is subdivided or its boundaries changed on the cadastral map.

NLC (National Land Commission) — Constitutional commission managing public land on behalf of national and county governments, advising on policy, investigating historical injustices, and with powers expanded in its Act.

Official search — The formal check of the register for a parcel, stating current proprietorship and encumbrances as at a date. Must be fresh, correctly targeted and read in full.

Parcel (LR number) — A land unit separately delineated on the cadastral map; the geography-based identity of a property.

Partial interest — Interests short of full ownership (including easements) recognised in the tenure framework.

Personal representative / grant of representation — The person/s and court-issued authority through which a deceased person's estate is dealt with — including property sales. Ask for the grant.

Physical and Land Use Planning Act, 2019 — The statute devolving development control to counties; key sections include permission requirements (s.57), applications and the 60-day deemed approval (s.58), service of applications on agencies (s.60), and development fees (s.63).

Power of attorney — Written authority for one person to act for another. In property, a frequent fraud vector if not verified; authenticity matters as much as existence.

Presentation book — The register of applications presented to the registry, in order — the queue record showing what was lodged against a parcel and when.

Registrar (Land, County Land, Chief Land Registrar) — The statutory officers who maintain registers and perform registration functions. Qualification requirements are prescribed in the Land Registration Act.

Rent Restriction Act (Cap. 296) — Restricts rent and possession for dwelling houses, but its application excludes, among others, dwellings with standard rent above KSh 2,500 per month — a threshold that leaves most modern tenancies outside it. Check scope, not title.

Rent Restriction Tribunal — Tribunal under Cap. 296 for the dwellings within that Act's scope.

Sectional properties / sectional plan — The legal form for owning units in buildings: a geo-referenced plan of units and common property approved by the survey authority, under the Sectional Properties Act 2020.

Service charge — Recurring payment by occupiers of multi-unit property for common costs: security, cleaning, maintenance, reserves.

Stamp duty — Tax on instruments (transfers, leases) commonly at 4% of assessed value within cities/municipalities and 2% outside, assessed on government valuation and paid via KRA channels before registration.

Standard rent — The rent fixed (or assessable) under the Rent Restriction Act; the figure that determines whether the Act applies at all.

Tenure — The form in which land is held — freehold, leasehold, partial interests, customary rights — determining duration and conditions of rights.

Title deed / certificate of title (or lease) — The registrar's certificate evidencing the register's position regarding proprietorship; evidence, not a complete statement of physical reality, capacity or permissions.

Transfer — The instrument and process passing an interest from one party to another (as opposed to *transmission* — passing by operation of law, e.g., on death).

Transmission — Passing of interests by operation of law (death, insolvency) rather than by act of the parties.

Valuers Registration Board (VRB) — Statutory regulator of valuers under the Valuers Act (Cap. 532); valuers require registration and (for practice) an annual licence.

Void (transaction) — Legally null; notably, agricultural-land controlled transactions proceeding without LCB consent. Money paid under a void transaction is recoverable only through ordinary legal remedies — a poor substitute for having obtained consent.

Yield (gross/net) — Annual rent ÷ price (gross); net of operating costs and vacancy (net). The book's Chapter 18 shows why net, and leverage-adjusted, numbers decide outcomes.

Swahili and colloquial terms in common use

Baraza — A public meeting or gathering, traditionally convened by local leadership; in property practice, the local forum where land matters are often first aired.

Boma — A homestead or family compound (defined in the main glossary above).

Ploti — Colloquial for "plot": an urban or peri-urban parcel, typically residential.

Shamba — A field or farm plot; in property conversation, agricultural land as distinct from residential plots.

REFERENCES AND SOURCE NOTES

Every substantive claim in this book is recorded in the project's evidence ledger with its supporting source. The numbered list below is the public summary of that evidence base as researched to 13 October 2026; sources were consulted online in their current consolidated or published form, and retrieval dates are stated for volatile materials. Statutory provisions are cited by Act and section as verified in the sources listed; where a claim is marked CORROBORATED or INDICATIVE in the text, the reason is stated in the claim's entry in the ledger (available with the publication's research pack).

Statutes and primary legal materials

1. Constitution of Kenya, 2010 — Articles 40, 60–68 (National Land Commission, Article 67), via Kenya Law Reform Commission and National Council for Law Reporting (Kenya Law). *Read: Article 67 directly; general structure.*
2. Land Act (No. 6 of 2012; Cap. 280) — structure (11 Parts, 163 sections) and s.5 forms of tenure. Sources: UNEP Law and Environment Assistance Platform record; official copy hosted by the Land Surveyors Board portal.
3. Land Registration Act (No. 3 of 2012; Cap. 300) — ss.1–13A read directly, including registry contents (s.7), electronic maintenance of records (s.9), public electronic access (s.10), registrar qualifications (ss.12–13A). Consolidated version 31 December 2022 (Kenya Law). Assented 27 April 2012; commenced 2 May 2012.
4. Land Laws (Amendment) Act, 2016 (No. 28 of 2016) — Kenya Law record (assented 31 August 2016; commenced 21 September 2016). *Note: commonly misattributed to the Community Land Act; see item 6.*
5. National Land Commission Act (No. 5 of 2012) — ss.5, 6, 8, 15, 16 (Kenya Law consolidated 2025).
6. Community Land Act, 2016 (No. 27 of 2016) — Kenya Law point-in-time record; National Land Commission website; UNEP LEAP record. Commenced 21 September 2016; Community Land Regulations (LN No. 279 of 2017).
7. Physical and Land Use Planning Act, 2019 (No. 13 of 2019) — ss.55–61 read directly (development control). Consolidated version 31 December 2022 (Kenya Law).
8. Sectional Properties Act, 2020 (No. 21 of 2020) — commencement 28 December 2020; conversion framework; Ministry notice of 7 May 2021. via DLA Piper Africa (IKM) FAQs; Mondaq commentary; practitioner summaries. *Direct statute read pending; see ledger.*
9. Estate Agents Act (Cap. 533; No. 17 of 1984) — ss.4, 13, 18(1) (Kenya Law; official PDF via EARB).

10. Estate Agents Registration Board — membership application requirements and fee schedule (official portal); public verification notice (April 2026, as reported).
11. Valuers Act (Cap. 532) — registration framework, via statutory-regulator summaries.
12. Land Control Act (Cap. 302) — s.6 consent regime and its consequences, via multiple practitioner sources including case citations (Kahia v Nganga; Onyango v Luwayi). *Direct section read pending; see ledger.*
13. Landlord and Tenant (Shops, Hotels and Catering Establishments) Act (Cap. 301) — controlled tenancy definition (s.2(1)) as quoted and applied in Business Premises Rent Tribunal decision [2024] BPRT (Kenya Law: kebprt/2024/638); practitioner summaries.
14. Rent Restriction Act (Cap. 296) — s.2 application (standard rent threshold KSh 2,500), s.9 restrictions; consolidated text (Kenya Law, 31 December 2022).
15. KRA Capital Gains Tax FAQs — current edition (11 August 2023): 15% of net gain, final tax; superseded edition (5%) noted as outdated.
16. Kenya Investment Authority eProcedures — stamp duty (4% cities/municipalities; 2% outside); KRA iTax payment channel.
17. Central Bank of Kenya, Bank Supervision Annual Report 2025 (mortgage data; as reported consistently by three Kenyan outlets, September 2026): 30,762 accounts; KSh 307.2bn; average loan KSh 10m; average rate 13.5%; NPL ratio 16.3%; nine institutions 90.6%.
18. Kenya National Bureau of Statistics, Economic Survey 2023 and 2024: construction growth (4.1% in 2022; 3.0% in 2023); 3,357 state housing units completed (2023); NCC building plan approvals KSh 162.5bn (2022); nominal GDP KSh 15,108.8bn (2023).
19. KNBS Residential Property Price Index (inaugural, May 2026; 2022=100; hedonic; asking prices) as analysed in Kenya Mortgage Refinance Company research report (Q1 2026): overall +16.8% (2022 Q1–2025 Q4); houses +32.2%; apartments –13.3%; median apartment asking prices KSh 8.5m–12.0m by zone.
20. Documented enforcement and court reporting: EACC arrests of lands officials (September 2025, as reported); Daily Nation court report on counterfeit-title prosecution (3 April 2025).
21. Practitioner guidance on market practice: pricing and negotiation guides noting the absence of a public transaction-price database and reporting listing-to-achieved gaps (range 10–30%; INDICATIVE).
22. Practitioner guidance on rental income taxation (7.5% simplified regime; KSh 288,000–15,000,000 band; no deductions; monthly filing), multiple firms, 2024–2026.

23. Practitioner summaries of the Estate Agents (Remuneration) Rules scales (sales 10%/6%/3%; lettings 7.5% or one month's rent; management commissions with floors).

Full project records (available with the publication): Source register (27 sources, with URLs and retrieval dates); Evidence ledger (40 claim-level entries with labels, limits and recheck flags); Research pack Parts A–D.

NOTE ON EVIDENCE, CURRENCY AND LIMITATIONS

This book is education. It explains how Kenya's property industry works; it does not advise on your specific transaction, property, tax position or dispute. General explanation is not a substitute for a qualified professional instructed on your facts.

Dates matter. Laws, rates, fees, platform coverage and market conditions change. Every figure in this book carries the source and period on which it rested at research (mid-2026). Before acting, verify currency — particularly: Ardhisasa coverage and services for your county; current stamp duty, CGT and rental-income tax rules and rates; registration and professional-body fees; and any statutory deadline or threshold referenced.

Evidence labels. The book marks substantive claims VERIFIED, CORROBORATED, INDICATIVE, HYPOTHESIS or CONTESTED where the distinction is material. A CONTESTED label (used, for example, for the current coverage of the digital land platform) means credible sources disagree — verify at the time of acting; it does not mean the underlying phenomenon is doubted.

What a search proves, and does not. As Chapters 13 and 19 state: a search addresses the register at a date. It does not certify physical boundaries, capacity, absence of unregistered claims, or the future. Use it as designed, and re-verify at completion.

No endorsements. This publication represents an independent educational initiative under development. It implies no government affiliation, regulatory endorsement, professional accreditation or certification of any person or institution named in it.

Corrections policy. Where this edition contains an error, the institution's practice is to verify, correct, and record the correction in the version history; corrections and feedback are invited through the channels through which this book was distributed.

Practical safety note. If a transaction is on foot and something in this book raises a concern, the appropriate next step is not to keep reading — it is to pause payments and consult a qualified Kenyan professional (advocate, valuer, agent or tax adviser, as the issue requires). The book's most important instruction fits in one line: *verify before you trust, and write everything down.*

ABOUT THE INSTITUTION AND THIS EDITION

The institution. The DigiTrust KE Real Estate Knowledge Institution is a knowledge initiative under development within DigiTrust KE Group. Its intended work spans four functions: an Academy (progressive learning in real estate, property intelligence and due diligence); an Intelligence Centre (research and evidence on the Kenyan property sector); an Operating Manual (standards, checklists, methods and procedures); and an Enterprise Builder (future lawful tools and services where appropriate). Status note, stated plainly: these are the institution's intended functions and development direction; they are not claims that every service, partnership or programme is operating today.

This edition. *Understanding Kenya's Real Estate Industry* is Book 1 of the institution's Knowledge Library: the foundational map on which later, specialist publications (land and tenure; transactions; due diligence; agency and management; investment analysis; development; valuation; records; market intelligence) will build. Later titles are planned, not yet published; announcements will follow production.

How this book was researched. Research was conducted against primary and official sources wherever possible — statutes and courts, regulators, official statistics and government procedure portals — with source and claim registers maintained throughout; claims traceable in the register carry evidence labels in the text. Where the evidence was thin, contested or volatile, the book says so rather than smoothing it over. The research pack accompanying this edition records the sources, the labels, the limitations, and the list of items to re-verify before any subsequent release.

Production. Typeset in IBM Plex Serif, Sans and Mono (SIL Open Font License 1.1). Diagrams drawn for this edition as vector figures. Digital-first PDF edition, designed for screen reading with working navigation.

Version. v1.0 (first edition). Publication date, copyright and rights particulars as stated on the copyright page. Corrections are versioned; superseded editions are retained in the institution's archive.

End of back matter.

INDEX OF TOOLS AND CHECKLISTS

The book's instruments, in one place, for use long after a single reading. Page numbers appear in the printed contents; the locations here are by chapter and session, which survive re-prints.

Instrument	Where	Use it for
The "Questions Before Money" page	Session I; Ch 25	Anything, before enthusiasm
The master question set (eight questions)	Ch 25	Any transaction or deal
The claim-audit types table	Ch 4, Fig 4	Sorting fact from hope
The silence audit	Session I	Reading adverts and pitches
The stakeholder question brief	Session II	Preparing for professionals
The register-check list (six registers)	Session IV	Verifying people and firms
The institution lookup map	Ch 7, Fig 6	Finding who holds a fact
The lifecycle gate map	Ch 8–11, Fig 7	Planning any property project
The acquisition pathway	Ch 9/19, Fig 8	Sequencing a purchase safely
The gate queue planner (institution · document · lead time · failure consequence)	Session III	Any multi-gate plan
The county profile template	Session IV	Learning a local market
The five-dossier diligence method + calendar	Ch 19, Fig 13	Before any money moves
The warning-sign vs proof discipline + language rules	Ch 20, Fig 14	Fraud-risk situations
The dispute venue map	Ch 21, Fig 15	When something goes wrong
The five-gate opportunity screen	Ch 24, Fig 16; Session VII	Business and project ideas
The numbers lab (stack · operating year · leverage · stress)	Session V	Any purchase arithmetic
The cost stack	Ch 17, Fig 11	Pricing the total of any deal
The first-ninety-days plan	Ch 26; Session VIII	Converting reading into practice

Instrument	Where	Use it for
The purchase, tenancy and operator checklists	Ch 25	Standalone use before signing
The operator's record system (client ledger · funds register · obligations calendar · corrections log)	Session VII	Serving clients lawfully and durably

SAMPLE EVIDENCE-FILE TEMPLATE

A one-page skeleton, photocopiable or rebuildable digitally. The discipline is that every row ends with a date and an evidence location — "as of when" is part of every fact.

Section	Fact sought	Source institution	Document/ evidence held	Date obtained	Status (verified/outstanding)
Rights	Registered proprietor; how acquired	Registry			
Rights	Encumbrances (charges, cautions, leases)	Registry			
Rights	Category/consent map (agricultural? etc.)	Registry/Land office			
Counterparty	Identity matches record	ID + register			
Counterparty	Authority (POA, grant, resolution)	Source of the instrument			
Consents	Gate list and each gate's status	LCB/NLC/ county			
Money	Clearances (rates, land rent)	County/Lands			
Money	Tax position (duty basis; seller CGT acknowledged)	KRA/adviser			
Physical	Occupation, boundaries, services, condition	Site visit/surveyor			
Physical	Charges on account (service charge, utilities)	Provider/ manager			

File discipline reminders. (1) Fresh search on the day of completion. (2) Every photograph dated and geotagged where possible. (3) Every verbal assurance converted to a row *or* to an outstanding item — there is no third category. (4) Unknowns listed, never blank.